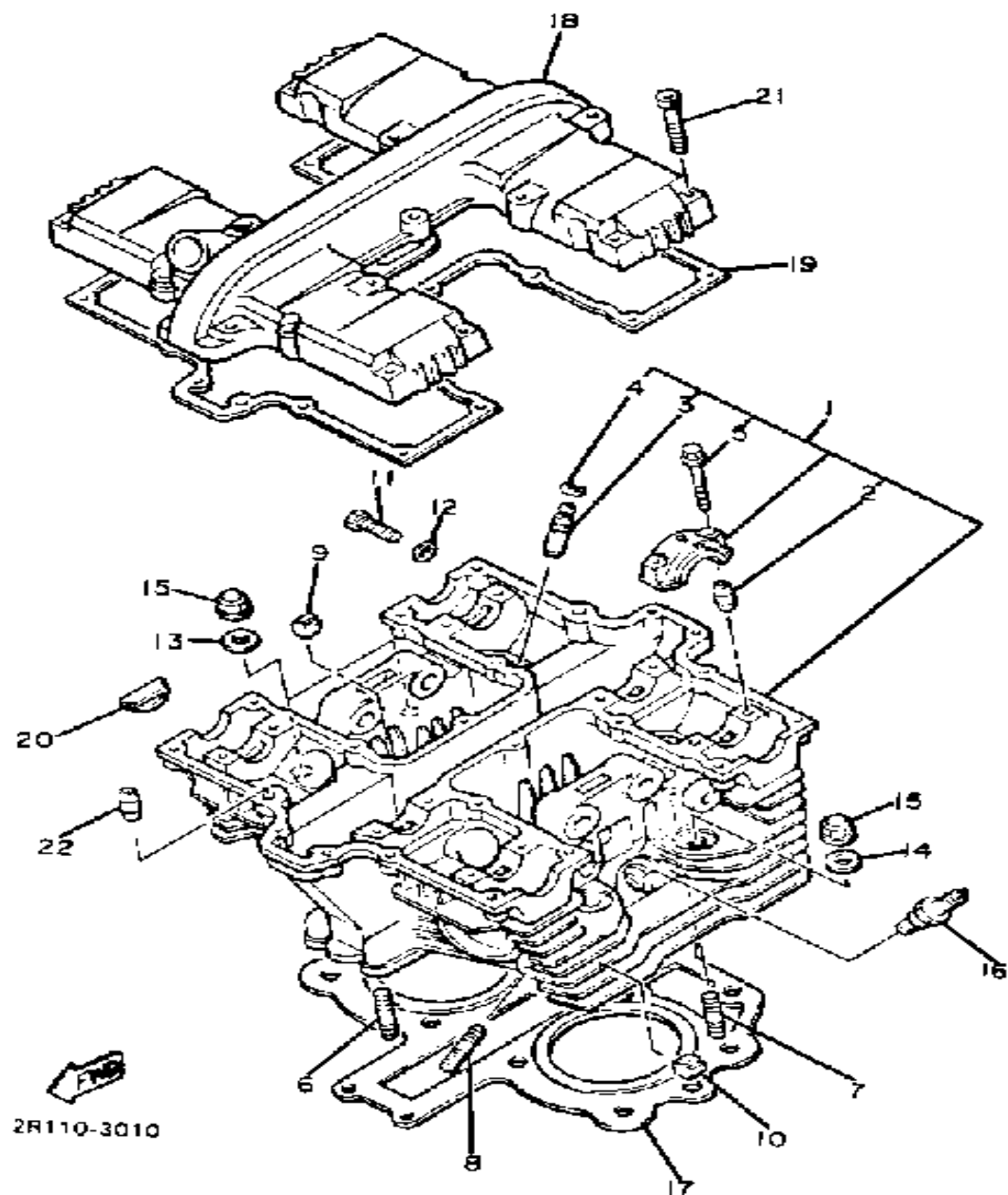


# **YAMAHA**

# **GENUINE**

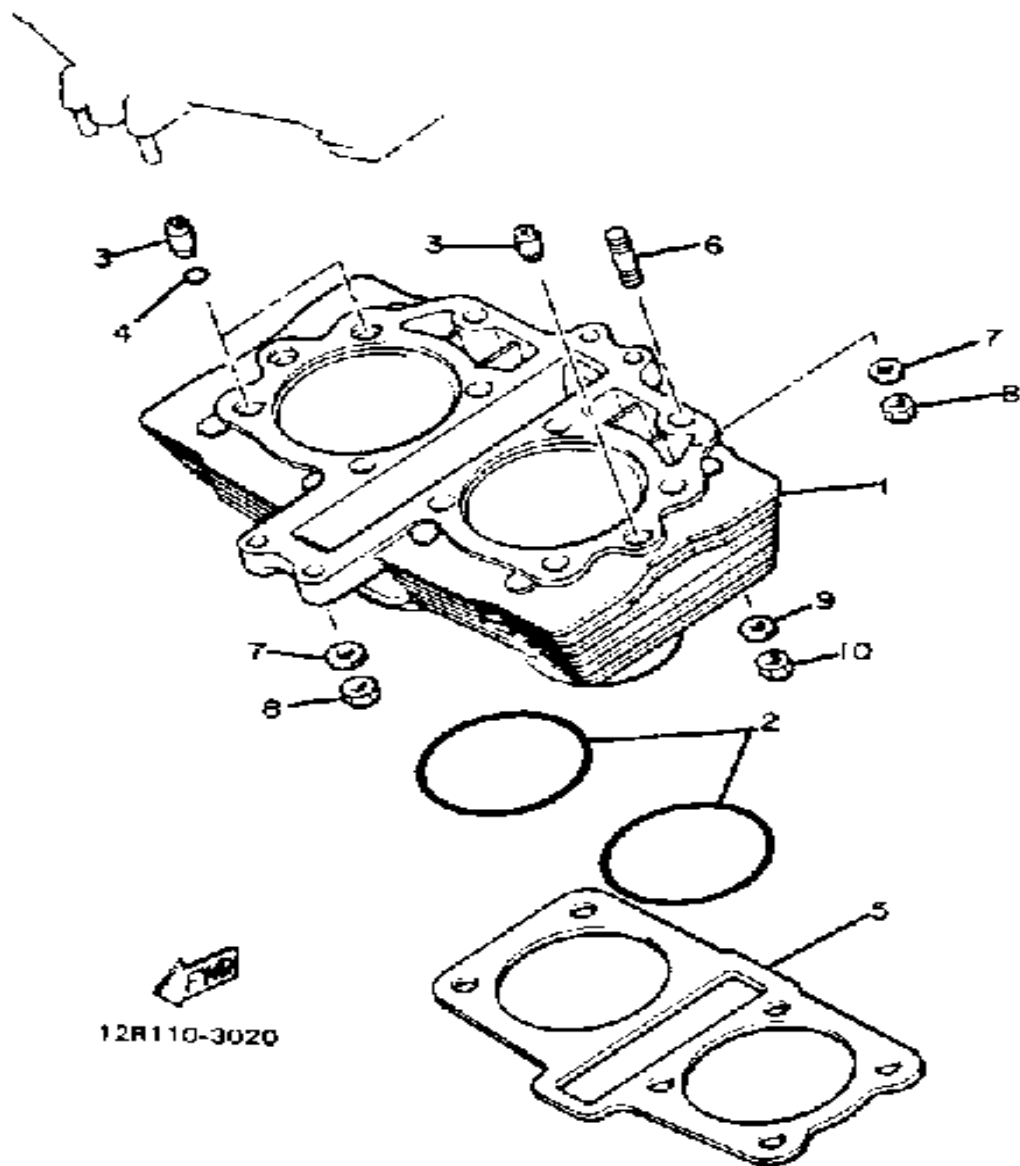
## **PARTS CATALOGUE**

## **MOTORCYCLE**



# CYLINDER HEAD

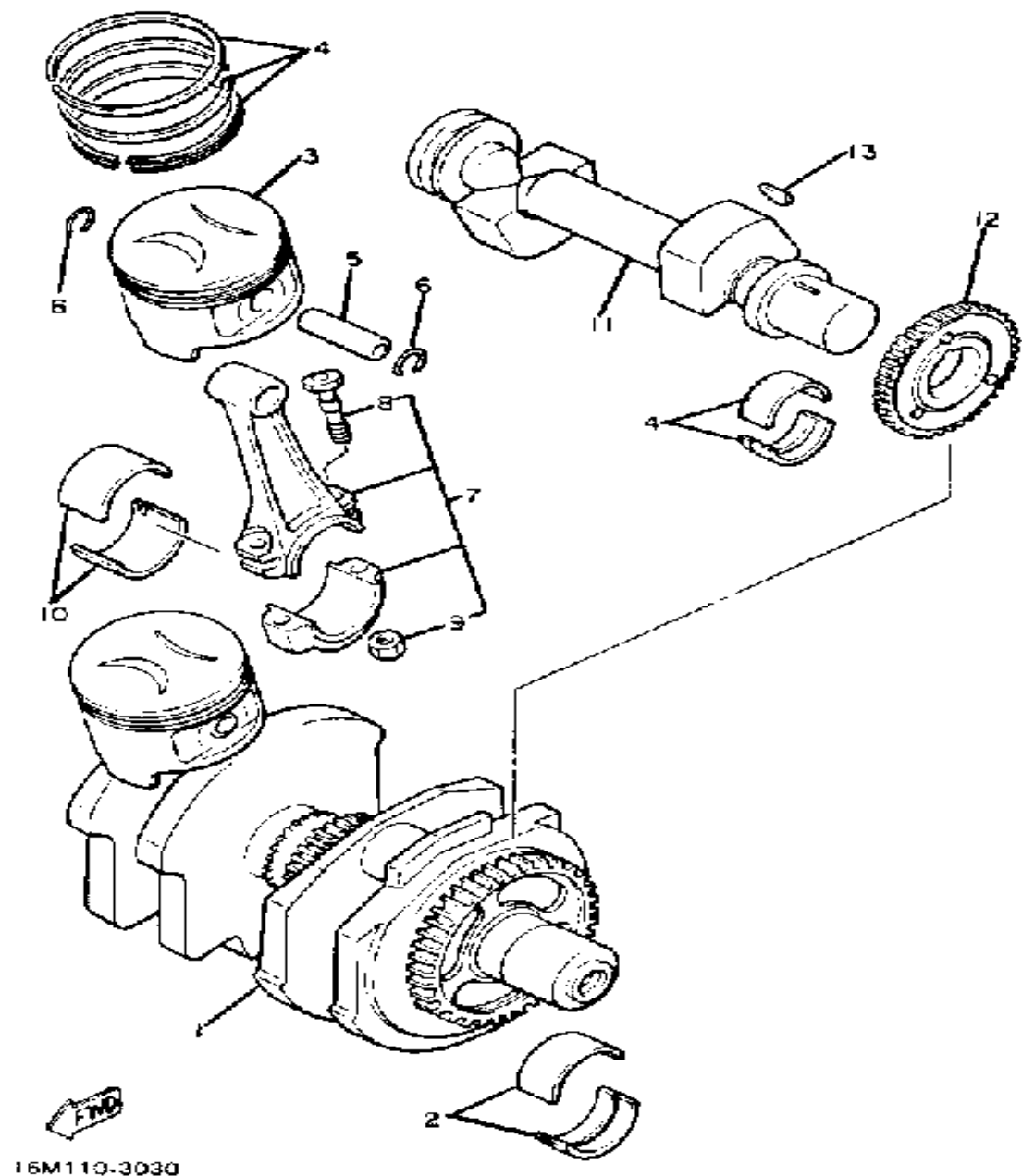
Ref. No.	Part Number	Description	Qty	Remarks
1	(12R-11101-00-00)	CYLINDER HEAD ASSEMBLY .	1	
	(12R-11101-01-00)	CYLINDER HEAD ASSEMBLY .	1	
2	99510-08016-00	. PIN, DOWEL . . . . .	8	
3	4H7-11133-10-00	. GUIDE, INTAKE VALVE . . . . .	4	
4	93440-12052-00	. CIRCLIP . . . . .	4	
5	90105-06153-00	. BOLT, WASHER BASED . . . . .	8	
6	95612-06625-00	BOLT, STUD . . . . .	2	
7	95621-06620-00	INACTIVE PART NUMBER . . . . .	2	
8	95611-08640-00	BOLT, STUD . . . . .	3	
9	434-11161-00-00	ABSORBER 1 . . . . .	4	
10	4H7-11161-00-00	ABSORBER 1 . . . . .	9	
11	90153-06045-00	SCREW, HEXAGON . . . . .	1	
12	90430-06014-00	GASKET . . . . .	1	
13	90201-10128-00	WASHER, PLATE . . . . .	2	
14	90201-10131-00	WASHER, PLATE . . . . .	6	
15	90176-10049-00	NUT, CROWN . . . . .	8	
16	(94701-00181-00)	ND X24ES-U XJ550RH . . . . .	2	U.R.
	NGK-D8EA0-00-00	PLUG, SPARK (NGK D8EA) . . . . .	2	U.R.
17	12R-11181-00-00	GASKET, CYLINDER HEAD 1 . . . . .	1	
18	12R-11191-00-00	COVER, CYLINDER.HEAD 1 . . . . .	1	
19	12R-11193-00-00	GASKET, HD.COVER 1 . . . . .	1	
20	1J7-11138-00-00	PLUG . . . . .	4	
21	91311-06035-00	BOLT, SOCKET HEAD . . . . .	22	
22	99530-10014-00	PIN, DOWEL . . . . .	2	



# CYLINDER

Ref. No.	Part Number	Description	Qty	Remarks
1	(12R-11310-00-00)	CYLINDER .....	1	
2	93210-74316-00	O-RING .....	2	
3	99530-14016-00	PIN, DOWEL .....	4	
4	90430-14131-00	GASKET .....	2	
5	12R-11351-00-00	GASKET, CYLINDER .....	1	
6	95611-08330-00	BOLT, STUD .....	2	
7	92901-06600-00	WASHER .....	4	
8	95311-06600-00	NUT .....	4	
9	90201-084G3-00	WASHER, PLATE .....	2	
10	95333-08600-00	NUT .....	2	

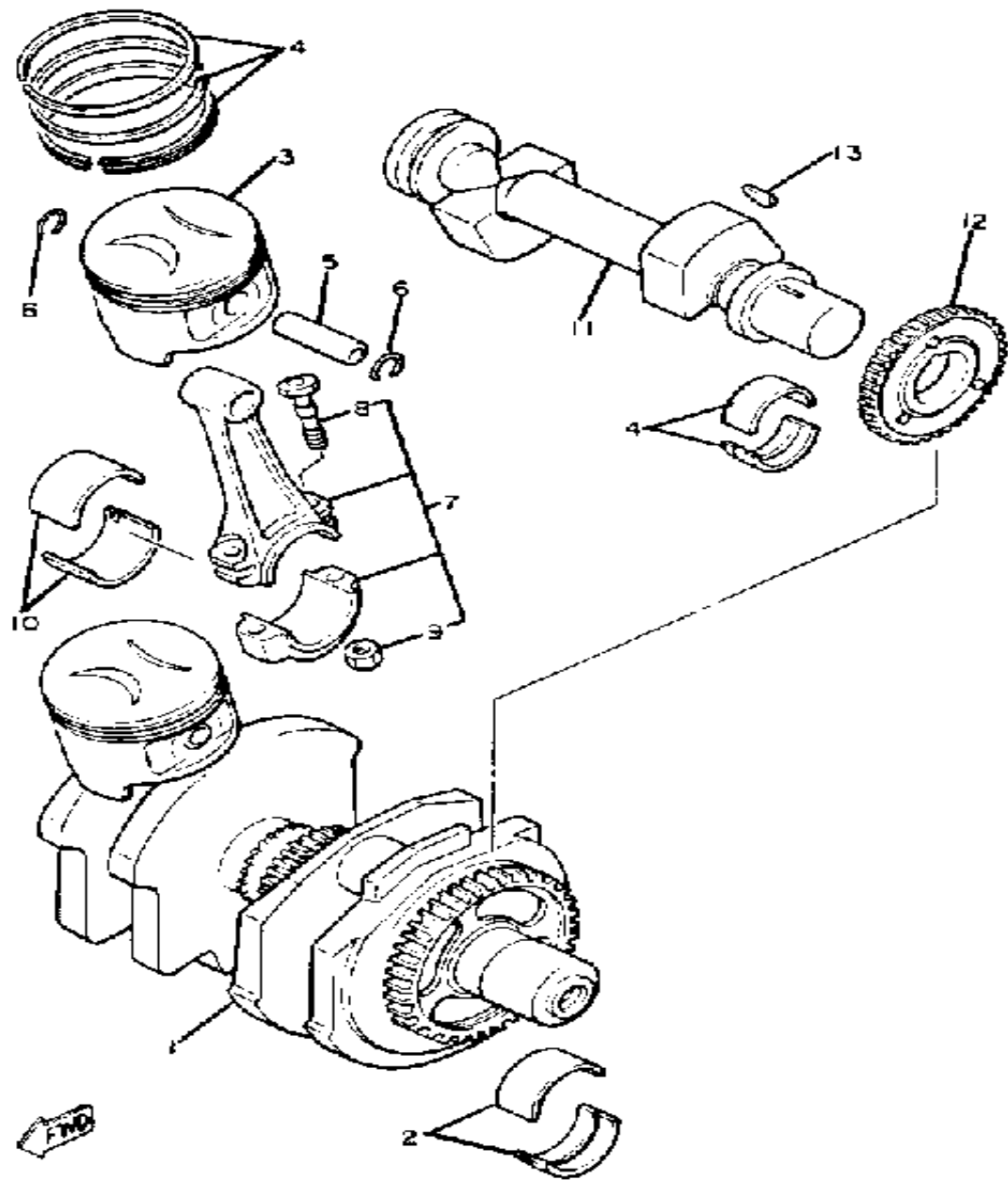
# CRANKSHAFT - PISTON



Ref. No.	Part Number	Description	Qty	Remarks
1	16M-11400-00-00	CRANKSHAFT ASSEMBLY ...	1	
2	12R-11416-00-00	PLANE BRNG, CRSF 1 .....	6	U.R. BLU
	12R-11416-10-00	PLANE BRNG, CRSF 1 .....	6	U.R. BLK
	12R-11416-20-00	PLANE BRNG, CRSF 1 .....	6	U.R. BRN
	12R-11416-30-00	PLANE BRNG, CRSF 1 .....	6	U.R. GRN
3	12R-11631-00-00	PISTON STD (STD) .....	2	
	12R-11636-00-00	PISTON 2 O/S 0.50 (2ND O/S 0.50MM) .....	2	ALT. PART
	12R-11638-00-00	PISTON 4 O/S 1.00 (4TH O/S 1.00MM) .....	2	ALT. PART
4	12R-11610-00-00	PISTON RINGSET STD (STD) .	2	
	12R-11610-20-00	PISTON RINGSET 2ND (2ND O/S) .....	2	ALT. PART
	12R-11610-40-00	PISTON RINGSET 4TH (4TH O/S) .....	2	ALT. PART
5	29U-11633-00-00	PIN, PISTON .....	2	
6	93450-17044-00	CIRCLIP .....	4	
7	(12E-Y1165-00-00)	CONNECTING ROD ASSEMBLY	2	
	12R-Y1165-00-00	CONNECTING ROD ASSEMBLY	2	
8	12R-11654-00-00	. BOLT, CONNECTING ROD ..	2	
9	90179-08327-00	. NUT .....	2	
10	12E-11656-00-00	PLANE BRNG, CON ROD ....	4	U.R.
	12E-11656-10-00	INACTIVE PART NUMBER ....	4	U.R.
	12E-11656-20-00	PLANE BRNG, CON ROD ....	4	
	12E-11656-20-00	PLANE BRNG, CON ROD ....	4	U.R.
	12R-11656-00-00	PLANE BRNG, CON ROD ....	4	
	12R-11656-10-00	PLANE BRNG, CON ROD ....	4	
11	(12R-11454-00-00)	WEIGHT 1 .....	1	
12	(12R-11530-00-00)	BALANCER WEIGHT .....	1	
13	90280-04005-00	KEY, WOODRUFF .....	1	

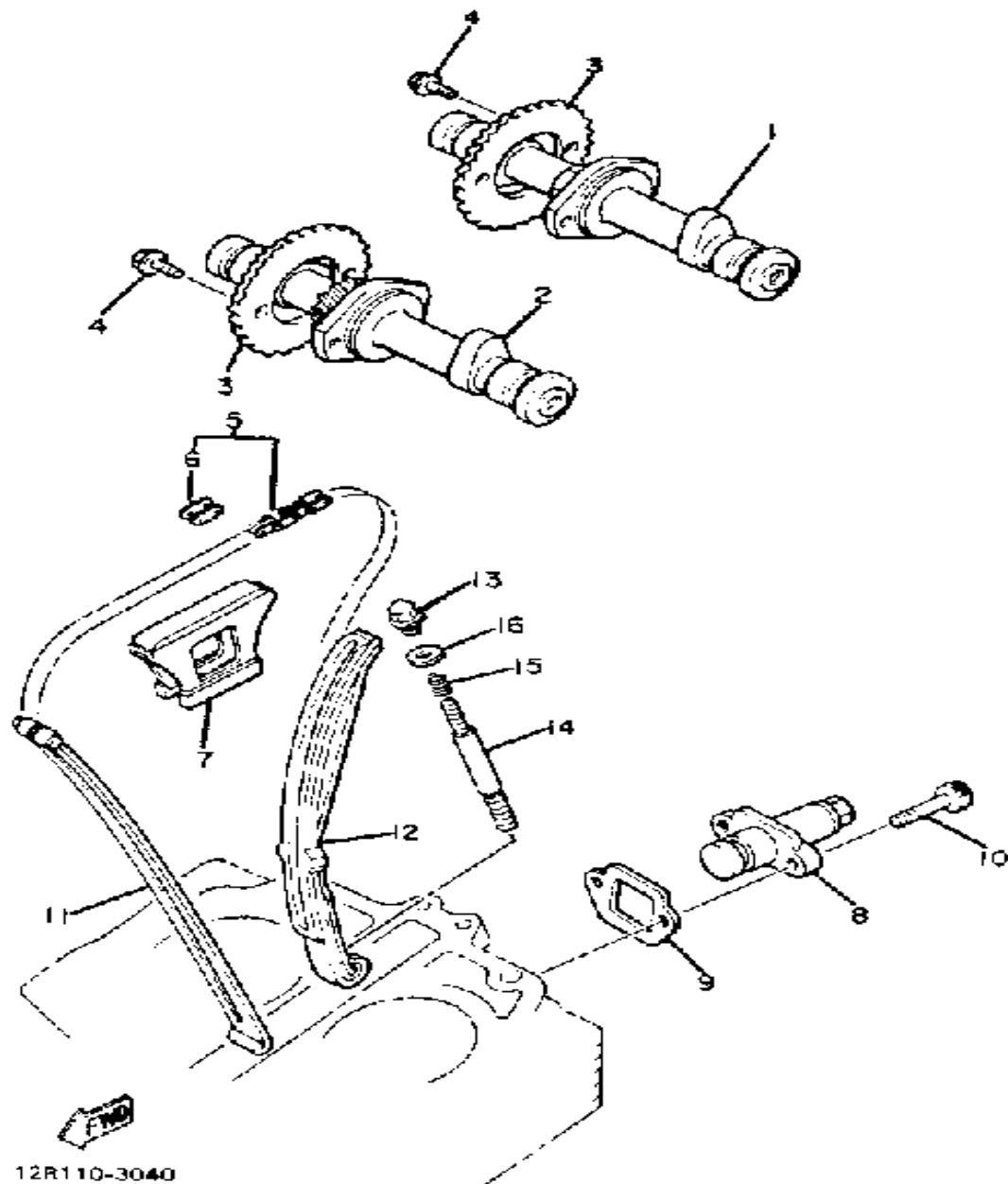
CONTINUED ON NEXT FRAME ➤

# CRANKSHAFT - PISTON



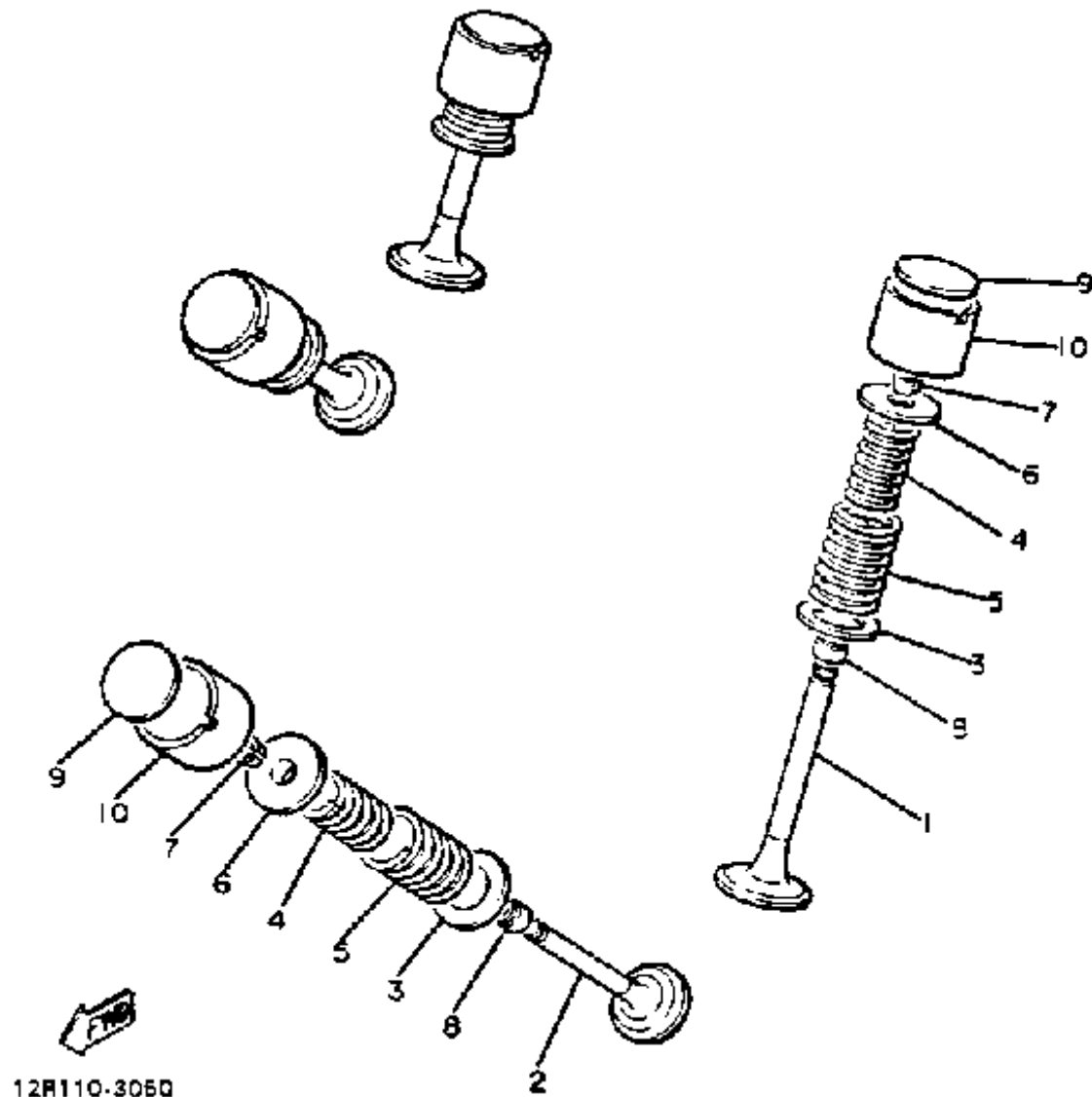
16M110-3030

Ref. No.	Part Number	Description	Qty	Remarks
14	26H-11413-31-00	PLANE BEARING, BALANCE WEIGHT .....	4	UR. BLU
	26H-11413-51-00	PLANE BEARING, BALANCE WEIGHT .....	4	U.R. BLK
	26H-11413-61-00	PLANE BEARING, BALANCE WEIGHT .....	4	U.R. RED



# CAMSHAFT CHAIN

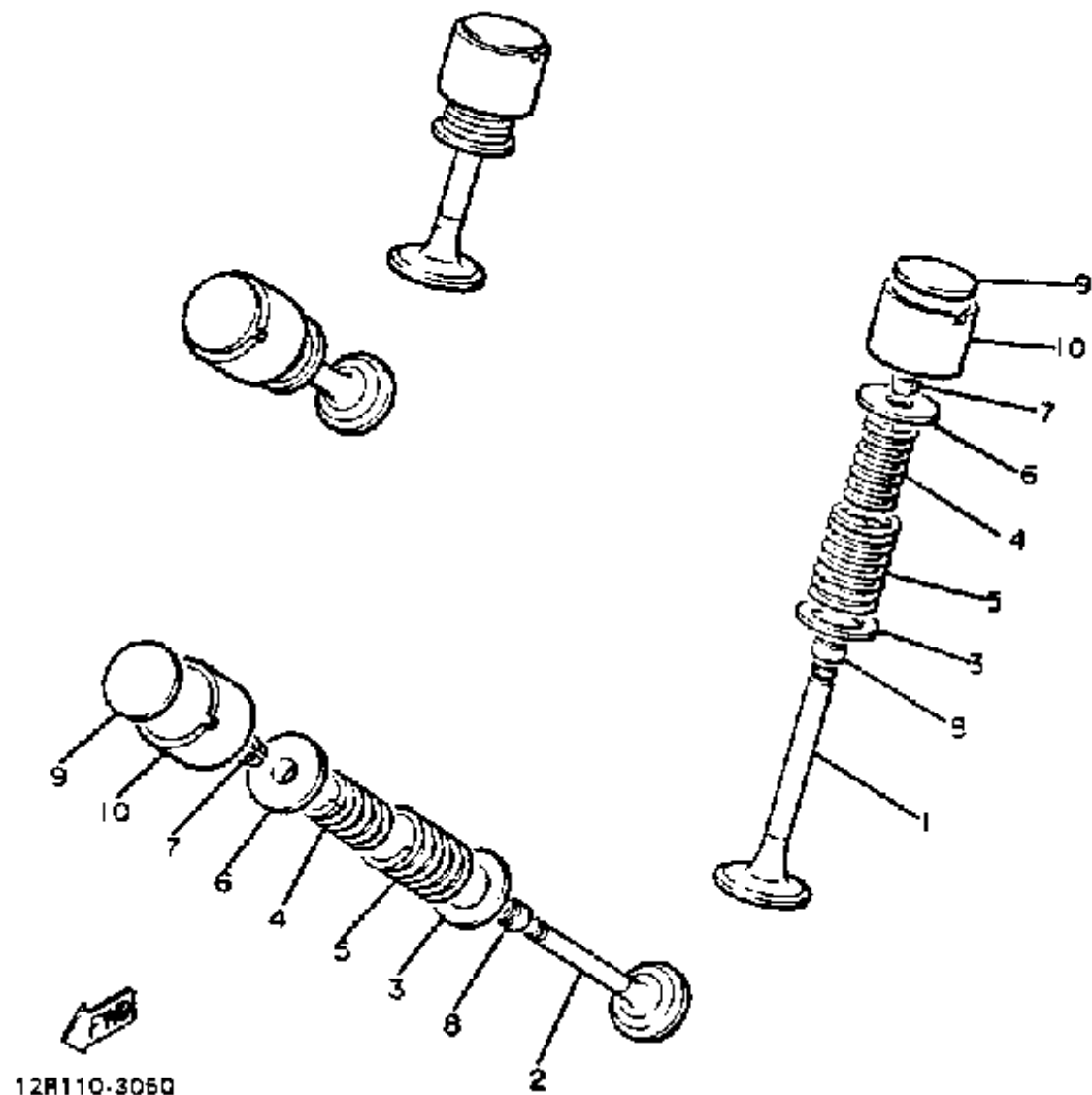
Ref. No.	Part Number	Description	Qty	Remarks
1	12R-12171-00-00	CAMSHAFT 1 .....	1	
2	12R-12181-00-00	CAMSHAFT 2 .....	1	
3	4G0-12176-01-00	SPROCKET, CAM CHAIN (4G0-12176-00) (32T) .....	2	
4	90105-07087-00	BOLT, WASHER BASED .....	4	
5	94590-44122-00	CHAIN .....	1	
6	94600-02001-00	. JOINT, CHAIN (BF05M) .....	1	
7	4H7-12241-00-00	GUIDE, STOPPER 2 .....	1	
8	12R-12210-00-00	TENSNR ASSEMBLY, CAM CHNCAM CHAIN .....	1	
9	3YX-12213-00-00	GASKET, TENSNR CASE (5G2-12213-00) .....	1	
10	91311-06025-00	BOLT, SOCKET HEAD .....	2	
11	4H7-12251-00-00	DAMPER, CHAIN 1 .....	1	
12	4H7-12252-00-00	DAMPER, CHAIN 2 .....	1	
13	(90340-10085-00)	PLUG, STRAIGHT SCRW .....	1	
14	90249-08157-00	PIN, SPEC"L SHAPE .....	1	
15	90501-15603-00	SPRING, COMPRESSION .....	1	
16	90201-10118-00	WASHER, PLATE .....	1	



# VALVE

Ref. No.	Part Number	Description	Qty	Remarks
1	12R-12111-00-00	VALVE, INTAKE .....	2	
	1J7-12111-01-00	VALVE, INTAKE 1 .....	2	
2	12R-12121-00-00	VALVE, EXHAUST .....	2	
3	4H7-12116-00-00	SEAT, VALVE SPRING .....	4	
4	12R-12113-01-00	SPRING, VALVE INNER (12R-12113-00) .....	4	
5	12R-12114-01-00	SPRING, VALVE OUTER .....	4	
6	2F3-12117-00-00	RETAINER, VALVE SPRING ..	4	
7	1J7-12118-00-00	COTTER, VALVE .....	8	
8	1J7-12119-01-00	SEAL, VALVE STEM .....	4	
9	1J7-12169-01-00	PAD, ADJUSTING 2.00 (2.00) ..	4	U.R.
	1J7-12169-11-00	PAD, ADJUSTING 2.05 (2.05) ..	4	U.R.
	1J7-12169-21-00	PAD, ADJUSTING 2.10 (2.10) ..	4	U.R.
	1J7-12169-31-00	PAD, ADJUSTING 2.15 (2.15) ..	4	U.R.
	1J7-12169-41-00	PAD, ADJUSTING 2.20 (2.20) ..	4	U.R.
	1J7-12169-51-00	PAD, ADJUSTING 2.25 (2.25) ..	4	U.R.
	1J7-12169-61-00	PAD, ADJUSTING 2.30 (2.30) ..	4	U.R.
	1J7-12169-71-00	PAD, ADJUSTING 2.35 (2.35) ..	4	U.R.
	1J7-12169-81-00	PAD, ADJUSTING 2.40 (2.40) ..	4	U.R.
	1J7-12169-91-00	PAD, ADJUSTING 2.45 (2.45) ..	4	U.R.
	1J7-12169-A1-00	PAD, ADJUSTING 2.50 (2.50) ..	4	U.R.
	1J7-12169-E1-00	PAD, ADJUSTING 2.55 (2.55) ..	4	U.R.
	1J7-12169-F1-00	PAD, ADJUSTING 2.60 (2.60) ..	4	U.R.
	1J7-12169-G1-00	PAD, ADJUSTING 2.65 (2.65) ..	4	U.R.
	1J7-12169-H1-00	PAD, ADJUSTING 2.70 (2.70) ..	4	U.R.
	1J7-12169-J1-00	PAD, ADJUSTING 2.75 (2.75) ..	4	U.R.
	1J7-12169-K1-00	PAD, ADJUSTING 2.80 (2.80) ..	4	U.R.
	1J7-12169-L1-00	PAD, ADJUSTING 2.85 (2.85) ..	4	U.R.
	1J7-12169-M1-00	PAD, ADJUSTING 2.90 (2.90) ..	4	U.R.

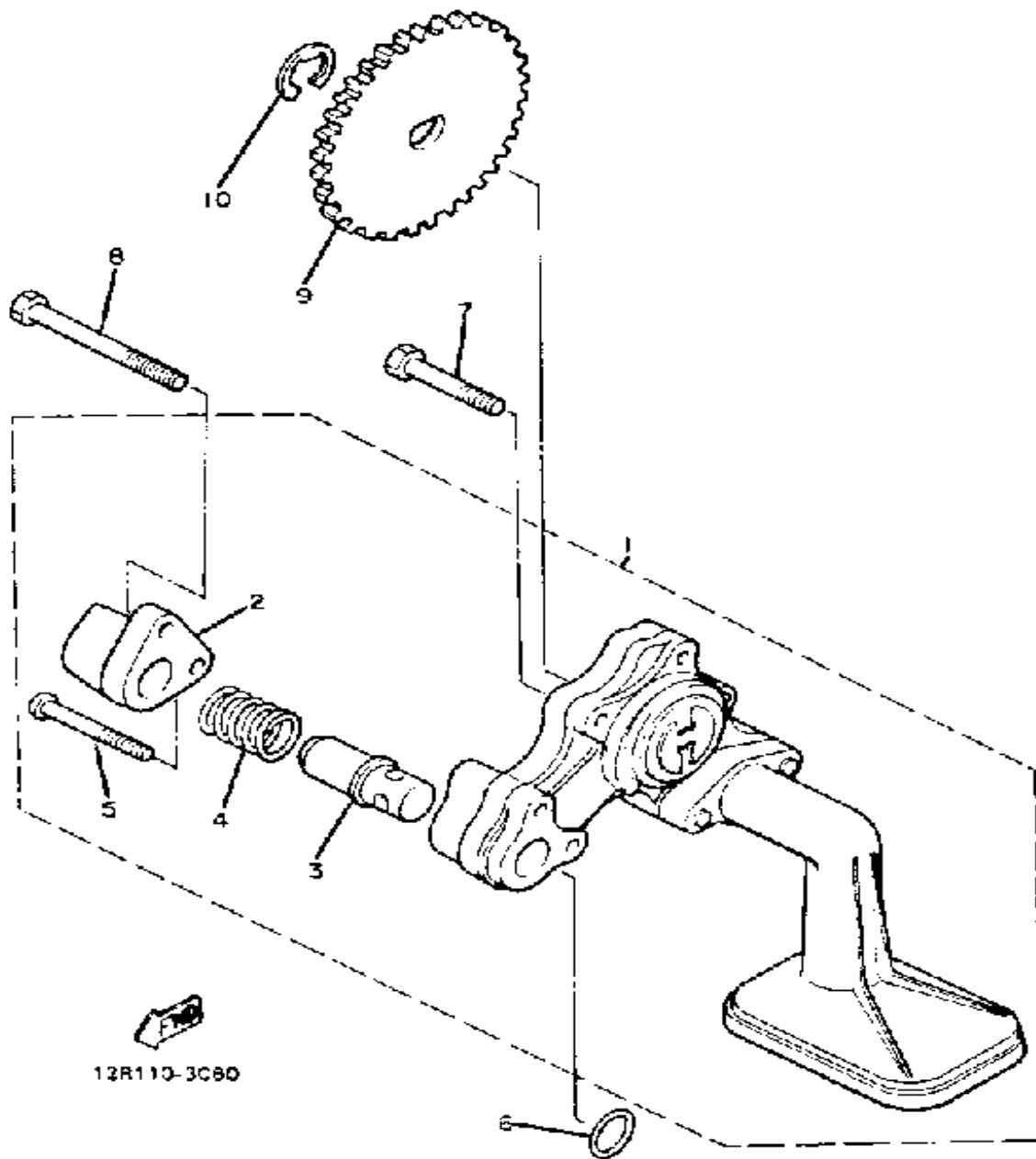
CONTINUED ON NEXT FRAME ➤



## VALVE

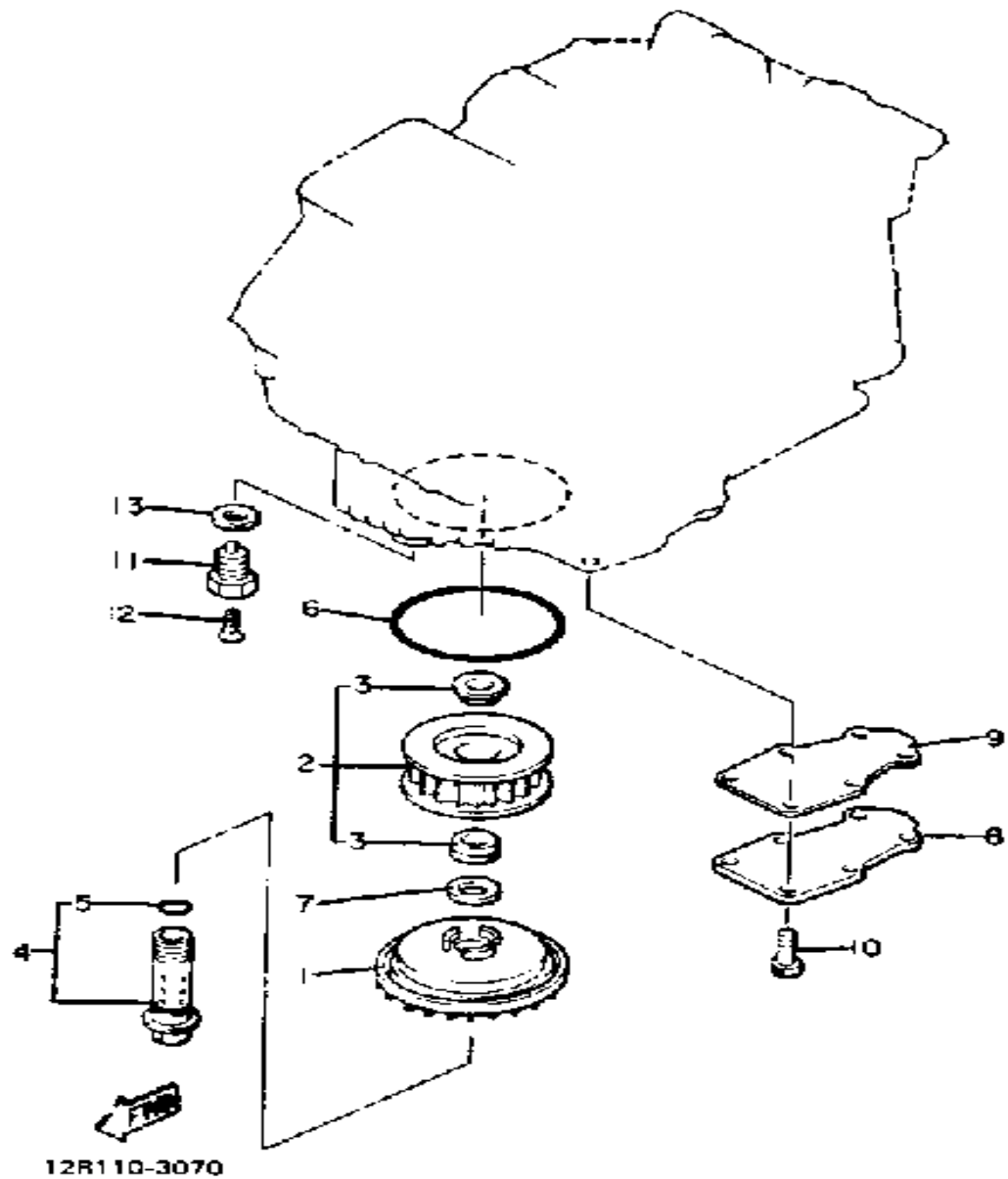
Ref. No.	Part Number	Description	Qty	Remarks
9	1J7-12169-N1-00	PAD, ADJUSTING 2.95 (2.95) ..	4	U.R.
	1J7-12169-R1-00	PAD, ADJUSTING 3.00 (3.00) ..	4	U.R.
	1J7-12169-T1-00	PAD, ADJUSTING 3.05 (3.05) ..	4	U.R.
	1J7-12169-U1-00	PAD, ADJUSTING 3.10 (3.10) ..	4	U.R.
	1J7-12169-V1-00	PAD, ADJUSTING 3.15 (3.15) ..	4	U.R.
	1J7-12169-W1-00	PAD, ADJUSTING 3.20 (3.20) ..	4	U.R.
10	31A-12153-00-E0	LIFTER, VALVE (4H7-12153-01)	4	





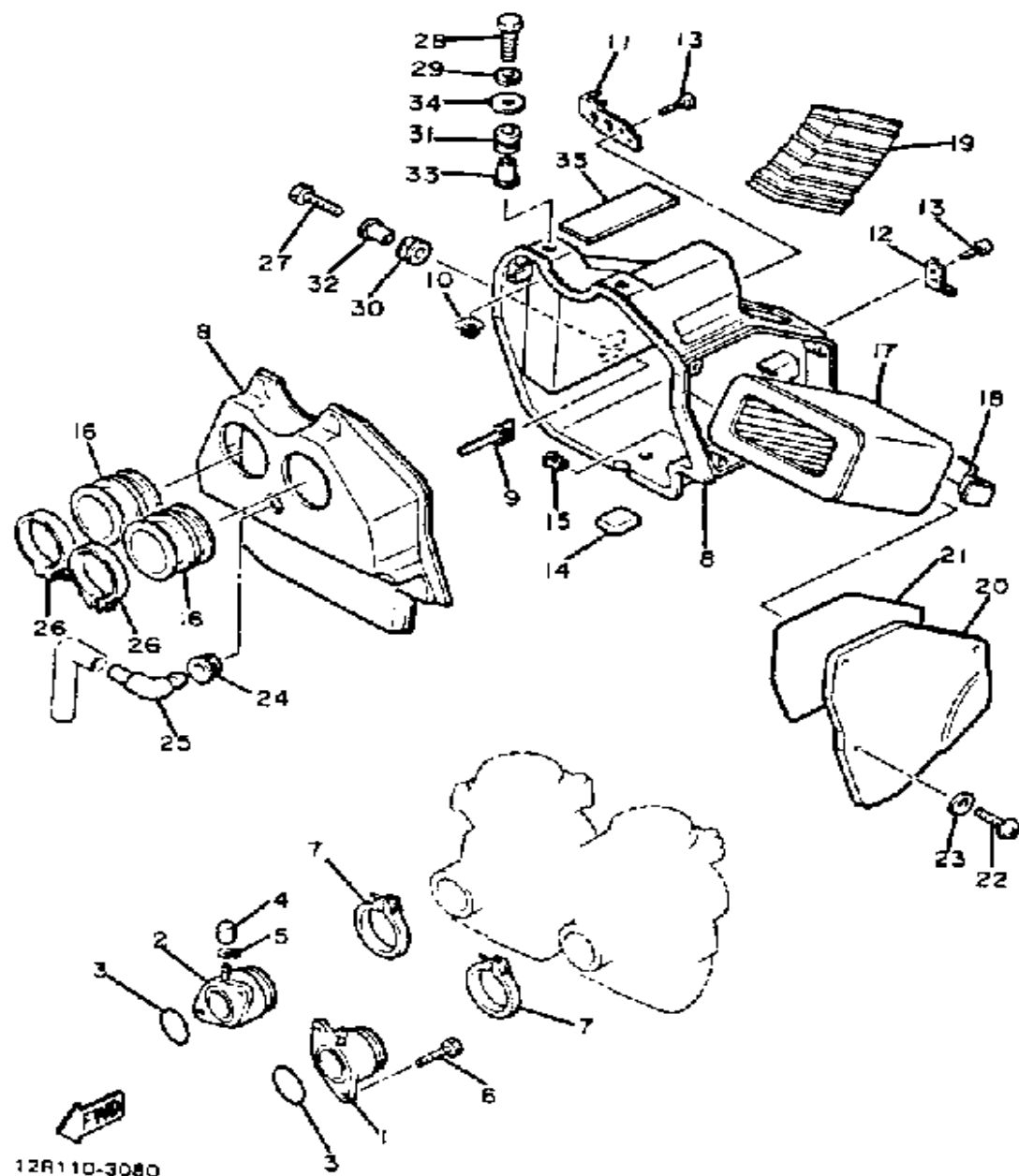
## OIL PUMP

Ref. No.	Part Number	Description	Qty	Remarks
1	12R-13300-00-00	OIL PUMP ASSEMBLY .....	1	
2	(12R-13486-00-00)	RETAINER, RLIEF VLV .....	1	
3	2H7-13483-00-00	. PLUNGER, RELIEF .....	1	
4	90501-18499-00	. SPRING, COMPRESSION ....	1	
5	98580-06040-00	. SCREW, pan head (92501-06040-00) .....	1	
6	93210-13361-00	O-RING .....	1	
7	90110-06138-00	BOLT, HEX SKT HEAD .....	2	
8	91316-06050-00	BOLT, SOCKET HEAD .....	1	
9	12R-13325-00-00	GEAR, PUMP DRIVEN .....	1	
10	99009-11400-00	CIRCLIP .....	1	



# OIL FILTER

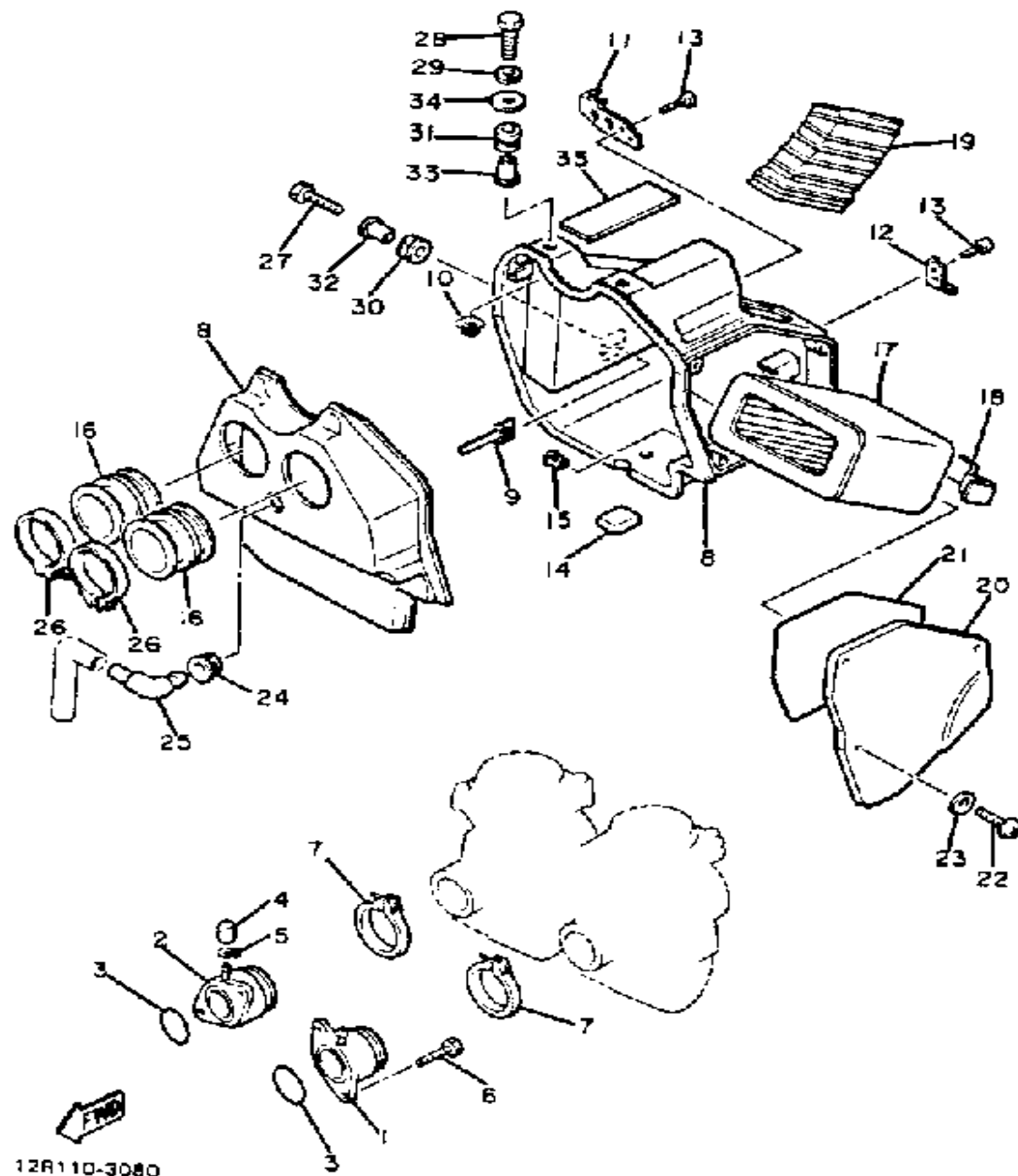
Ref. No.	Part Number	Description	Qty	Remarks
1	12R-13447-00-00	COVER, OIL ELEMENT .....	1	
2	1L9-13441-11-00	ELEMENT, OIL CLNR .....	1	
3	90480-23193-00	. GROMMET .....	2	
4	1L9-13340-01-00	BY-PASS VALVE ASSEMBLY .	1	
5	93210-16629-00	. O-RING .....	1	
6	93210-87723-00	O-RING .....	1	
7	90201-21608-00	WASHER, PLATE .....	1	
8	12R-13417-01-00	COVER, STRAINER .....	1	
9	12R-13414-00-00	GASKET, STRNR COVER ....	1	
10	91316-06014-00	BOLT, SOCKET HEAD .....	6	
11	3VD-13455-00-00	PLUG .....	1	
12	98901-06008-00	SCREW, BIND .....	1	
13	214-11198-01-00	GASKET .....	1	



# AIR FILTER

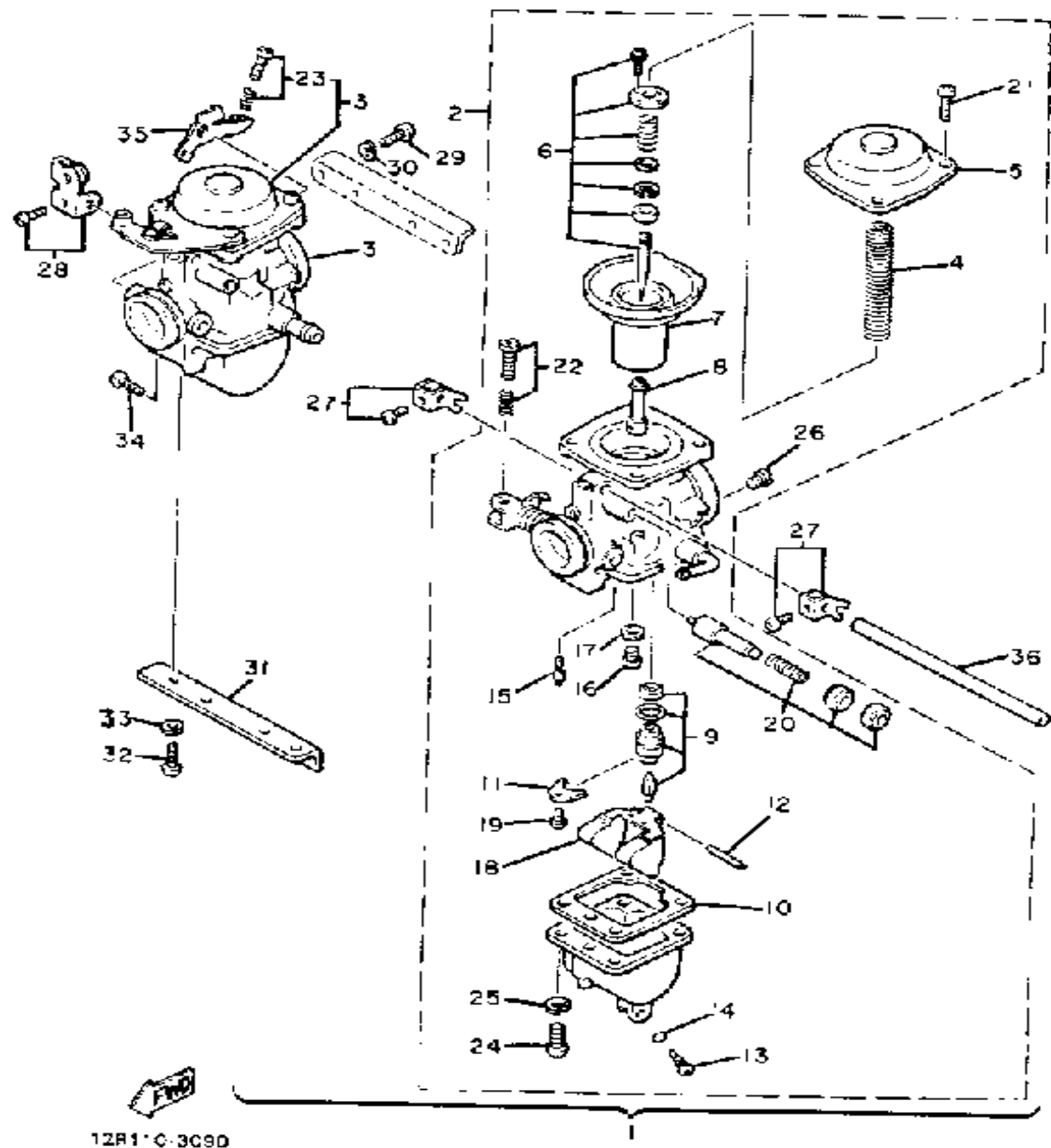
Ref. No.	Part Number	Description	Qty	Remarks
1	12R-13586-00-00	JOINT, CARBURETOR 1	1	
2	12R-13596-00-00	JOINT, CARBURETOR 2	1	
3	93210-37532-00	O-RING	2	
4	16G-13569-00-00	PLUG, BLIND	1	
5	90467-10039-00	CLIP	1	
6	91316-06020-00	BOLT, SOCKET HEAD	4	
7	90460-52264-00	CLAMP, HOSE (90460-52210-00)	2	
8	(12R-14401-01-00)	AIR CLNR CASE ASSEMBLY	1	
9	(12R-14477-00-00)	PLATE	1	
10	12R-14484-01-00	PLATE, CLEANER CASE FITTING	3	
11	(12R-14493-01-00)	STAY 1	1	
12	(12R-2144G-00-00)	STAY, STOP SWITCH	1	
13	97780-50612-00	SCREW, TAPPING	4	
14	4U8-14462-00-00	SEAL	1	
15	(90179-05380-00)	NUT, SPEC'L SHAPE	3	
16	12R-14453-00-00	JOINT, AIR CLNR 1	2	
17	12R-14451-00-00	ELEMENT, AIR CLNR	1	
18	3Y6-14468-01-00	PLATE, ELEMENT FTNG	1	
19	(12R-14437-00-00)	DUCT	1	
20	12R-14412-00-00	CAP, CLEANER CASE 1	1	
21	5T0-14457-00-00	SEAL	1	
22	98580-05016-00	SCREW, PAN HEAD	3	
23	92990-05200-00	WASHER, PLAIN	3	
24	90480-16278-00	GROMMET	1	
25	4H7-14419-00-00	PIPE	1	
26	90460-58015-00	CLAMP, HOSE	2	
27	(90109-08510-00)	BOLT	1	
28	97011-06025-00	BOLT (97001-06025)	2	

CONTINUED ON NEXT FRAME ➤



# AIR FILTER

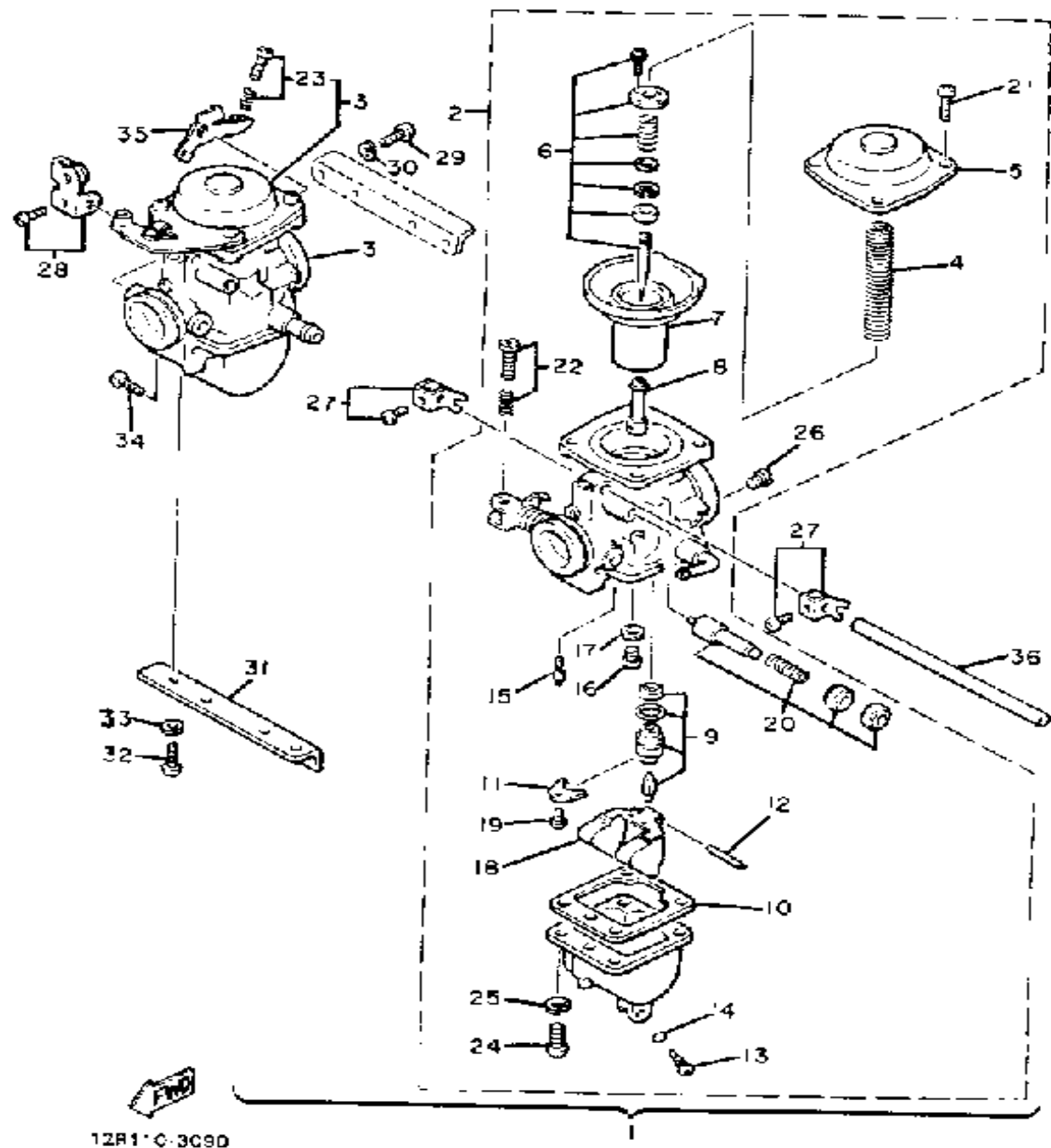
Ref. No.	Part Number	Description	Qty	Remarks
29	92995-06100-00	WASHER, SPRING .....	2	
30	(90480-20337-00)	GROMMET .....	1	
31	90480-14323-00	GROMMET .....	2	
32	90387-096F4-00	COLLAR .....	1	
33	90387-07037-00	COLLAR .....	2	
34	90201-06067-00	WASHER, PLATE .....	2	
35	12R-21747-00-00	DAMPER .....	1	



# CARBURETOR

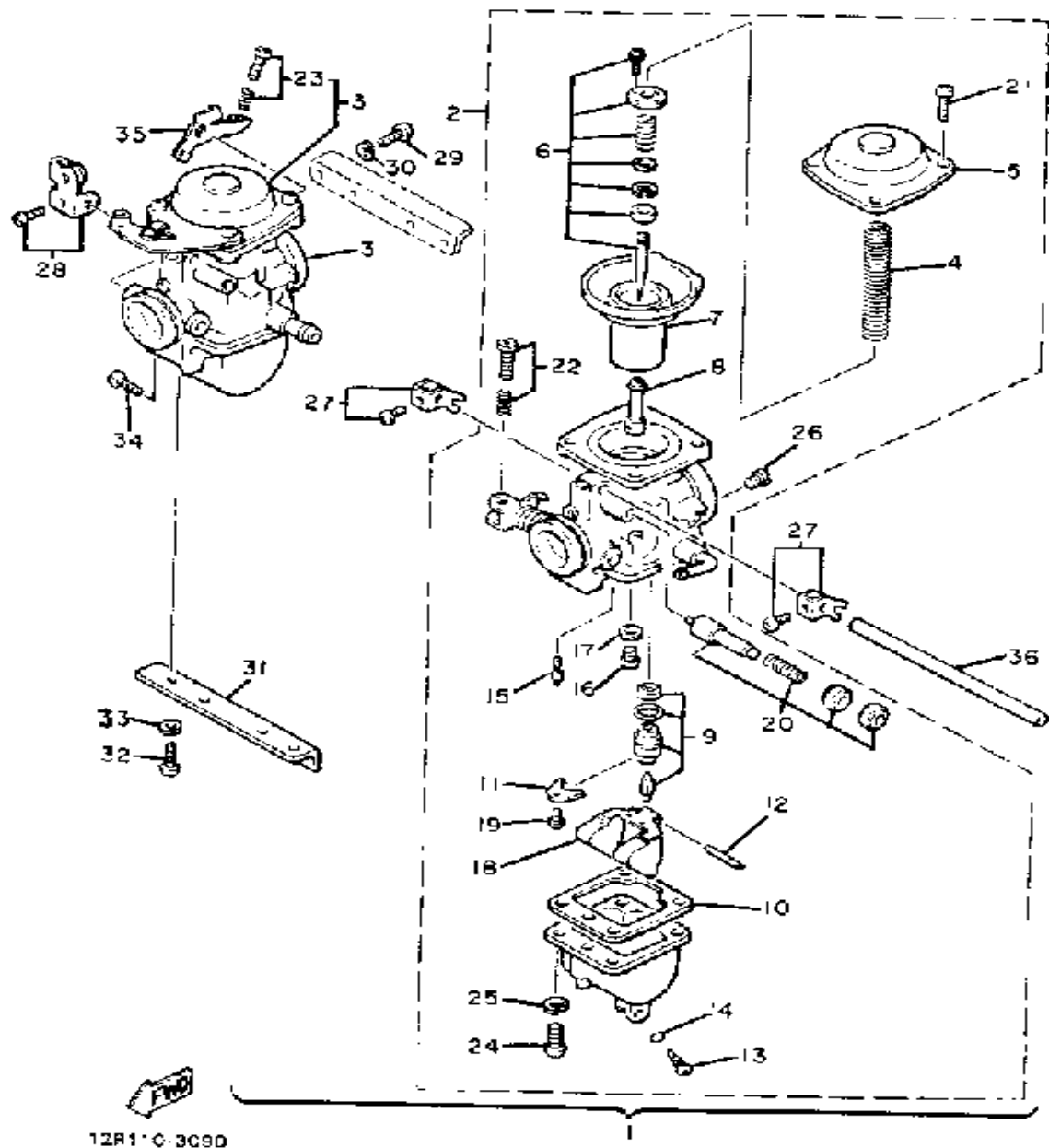
Ref. No.	Part Number	Description	Qty	Remarks
1	(16M-14900-00-00)	UNAVAILABLE IN PRICE BOOK	1	N/A
2	(16M-14901-00-00)	CARBURETOR ASSEMBLY 1	1	
3	(16M-14902-00-00)	CARBURETOR ASSEMBLY 2	1	
4	3G1-14933-00-00	.. SPRING, DIAPHRAGM	2	
5	12R-14958-00-00	.. COVER, DIAPHRAGM	2	
6	98580-03008-00	.. SCREW, PAN HEAD	4	
7	3F7-14936-00-00	.. SEAT, SPRING	2	
8	3F7-14589-00-00	.. SPRING	2	
9	3F7-14952-00-00	.. WASHER	2	
10	256-14919-00-00	.. CLIP	2	
11	3F7-14918-00-00	.. RING	2	
12	3F7-14940-01-00	.. DIAPHRAGM ASSEMBLY	2	
13	(1J7-14116-17-00)	NEEDLE	2	
14	16H-14941-08-00	.. NOZZLE, MAIN	2	
15	1J7-14994-00-00	.. NET, FILTER	2	
16	3XW-14984-00-00	.. GASKET, FLOAT CHMBR	2	
17	11H-14107-20-00	.. NEEDLE VALVE SET	2	
18	8F2-14147-00-00	.. O-RING	2	
19	2H0-14146-00-00	.. PLATE	2	
20	127-14186-00-00	.. PIN, FLOAT	2	
21	2L1-14191-00-00	.. PLUG, DRAIN	2	
22	214-14147-00-00	.. O-RING	2	
23	4G0-14142-42-A0	.. JET, PILOT (#42.5)	2	
24	620-1423A-74-00	.. JET, MAIN (117.5) (620-14231-74-A0) (#117.5)	1	RIGHT
	620-1423A-76-A0	.. JET, MAIN #127.5 (#127.5) (620-14231-76)	1	LEFT
25	137-14153-00-00	.. WASHER, MAIN JET	2	
26	12R-14985-00-00	.. FLOAT	2	

CONTINUED ON NEXT FRAME ►



# CARBURETOR

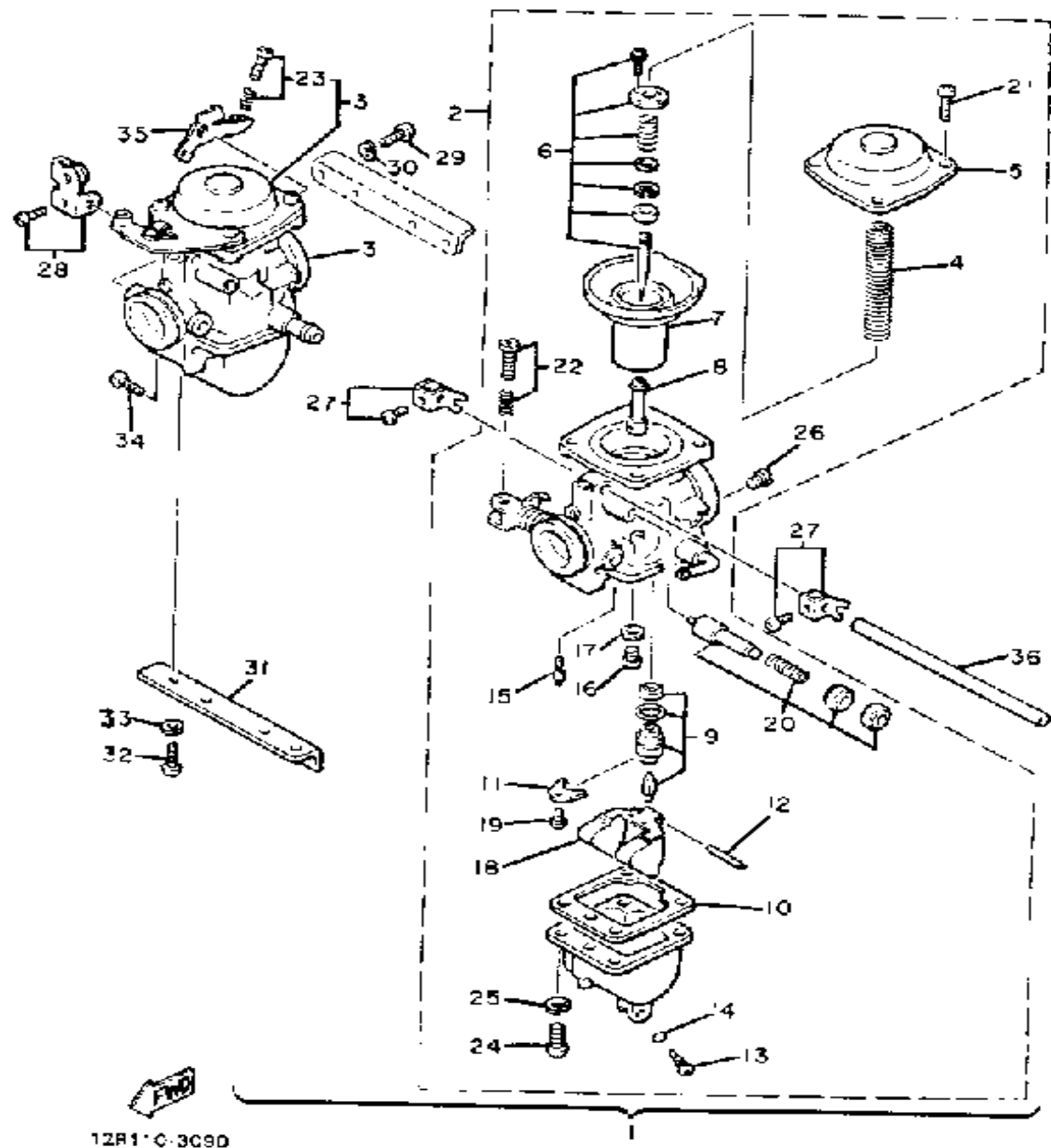
Ref. No.	Part Number	Description	Qty	Remarks
27	(12R-14981-00-00)	BODY, FLOAT CHAMBER	2	
28	98511-04006-00	.. SCREW, PAN HEAD (98501-04005)	2	
29	3F7-14135-00-00	.. SPRING, PLUNGER	2	
30	3F7-14174-00-00	.. CAP, PLUNGER	2	
31	3F7-14173-00-00	.. COVER, PLUNGER CAP	2	
32	3F7-14171-00-00	.. PLUNGER, STARTER	2	
33	98580-05010-00	.. SCREW, PAN HEAD	8	
34	12R-1490K-00-00	.. STOP SCREW SET	2	
35	3F7-14133-00-00	.. SPRING, THROTTLE STOP	1	
36	3F7-14934-00-00	.. SPRING, THRTL STOP	1	
37	98580-05016-00	.. SCREW, PAN HEAD	8	
38	92990-05100-00	.. WASHER, SPRING	8	
39	3G2-14231-33-00	.. JET, MAIN #1 5	2	
40	3F7-14905-00-00	.. LEVER, STARTER	2	
41	584-14991-00-00	.. SCREW	3	
42	98580-05012-00	.. SCREW, PAN HEAD	4	
43	92990-05100-00	.. WASHER, SPRING	4	
44	(12R-14146-00-00)	PLATE	1	
45	98503-06014-00	.. SCREW, PAN HEAD (92502-06016)	4	
46	92995-06100-00	.. WASHER, SPRING	4	
47	(98302-05006-00)	SCREW, CYLINDER.HEAD	1	
48	(12R-14964-00-00)	LEVER, THROTTLE 2	1	
49	(12R-14977-00-00)	SHAFT, STARTER LVR	1	



# CARBURETOR

Ref. No.	Part Number	Description	Qty	Remarks
1	(16M-14900-00-00)	UNAVAILABLE IN PRICE BOOK	1	N/A
2	(16M-14901-00-00)	CARBURETOR ASSEMBLY 1	1	
3	(16M-14902-00-00)	CARBURETOR ASSEMBLY 2	1	
4	3G1-14933-00-00	.. SPRING, DIAPHRAGM	2	
5	12R-14958-00-00	.. COVER, DIAPHRAGM	2	
6	12R-1490J-00-00	.. NEEDLE SET	2	
7	3F7-14940-01-00	.. DIAPHRAGM ASSEMBLY	2	
8	16H-14941-08-00	.. NOZZLE, MAIN	2	
9	12R-14107-20-00	.. NEEDLE VALVE SET	2	
10	3XW-14984-00-00	.. GASKET, FLOAT CHMBR	2	
11	2H0-14146-00-00	.. PLATE	2	
12	127-14186-00-00	.. PIN, FLOAT	2	
13	2L1-14191-00-00	.. PLUG, DRAIN	2	
14	214-14147-00-00	.. O-RING	2	
15	4G0-14142-42-A0	.. JET, PILOT (#42.5)	2	
16	620-1423A-74-00	.. JET, MAIN (117.5)	1	U.R.
	(620-14231-74-A0) (#117.5)			
	620-1423A-76-A0	.. JET, MAIN #127.5 (#127.5)	1	U.R.
	(620-14231-76)			
17	137-14153-00-00	.. WASHER, MAIN JET	2	
18	12R-14985-00-00	.. FLOAT	2	
19	98511-04006-00	.. SCREW, PAN HEAD (98501-04005)	2	
20	12R-1410A-00-00	.. STARTER SET	2	
21	98580-05010-00	.. SCREW, PAN HEAD	8	
22	(12R-14103-00-00)	THROTTLE SCREW SET	1	
23	12R-1490K-00-00	.. STOP SCREW SET	1	
24	98580-05016-00	.. SCREW, PAN HEAD	8	
25	92990-05100-00	.. WASHER, SPRING	8	
26	3G2-14231-33-00	.. JET, MAIN #1 5	2	

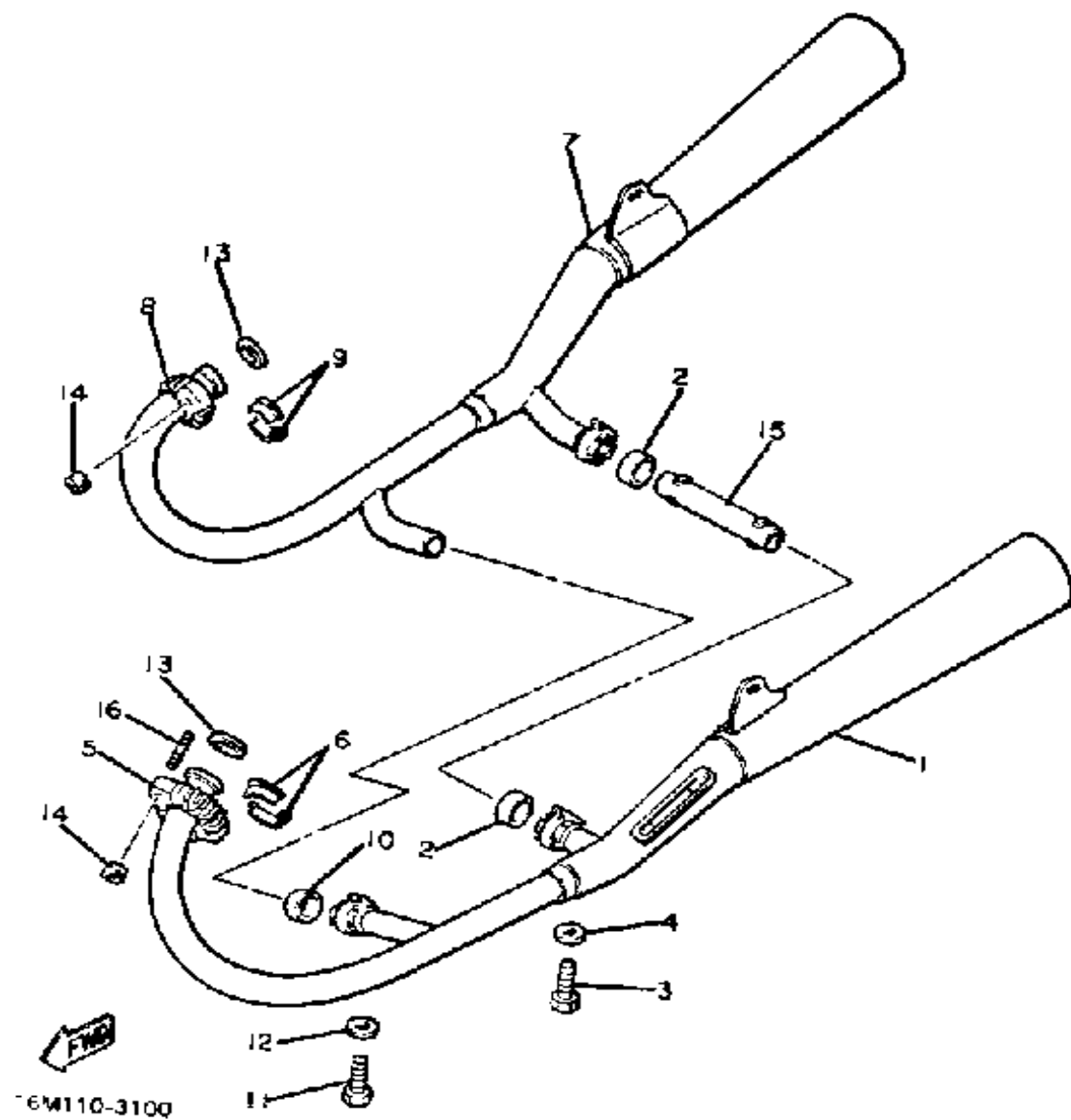
CONTINUED ON NEXT FRAME ➤



# CARBURETOR

Ref. No.	Part Number	Description	Qty	Remarks
27	(12R-1490M-00-00)	STARTER LEVR SET 2	1	
28	(16M-1490M-00-00)	STARTER LEVR SET 2	1	
29	98580-05012-00	. SCREW, PAN HEAD	4	
30	92990-05100-00	. WASHER, SPRING	4	
31	(12R-14146-00-00)	PLATE	1	
32	98503-06014-00	. SCREW, PAN HEAD (92502-06016)	4	
33	92995-06100-00	. WASHER, SPRING	4	
34	(98302-05006-00)	SCREW, CYLINDER.HEAD	1	
35	(12R-14964-00-00)	LEVER, THROTTLE 2	1	
36	(12R-14977-00-00)	SHAFT, STARTER LVR	1	

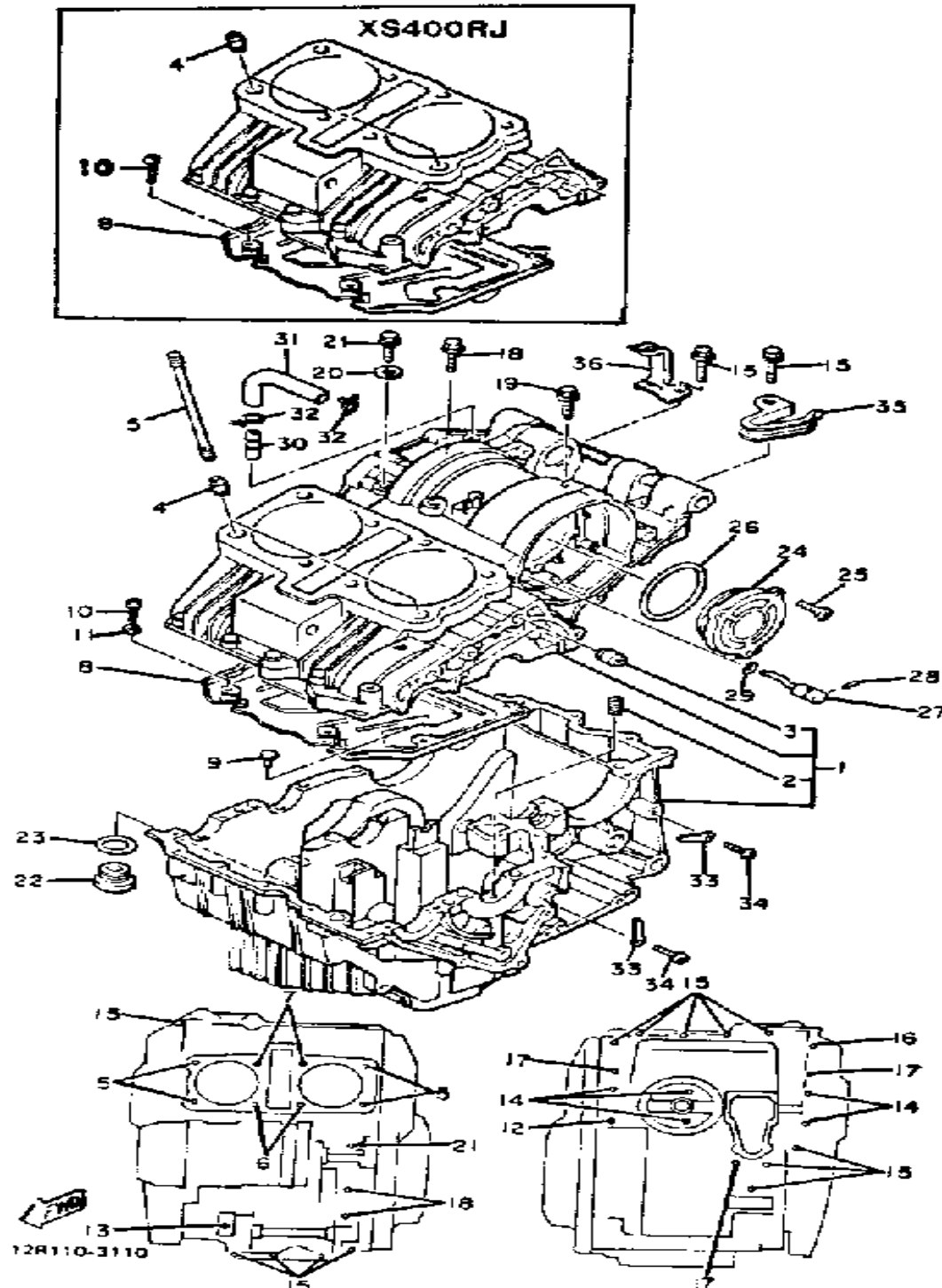




## EXHAUST

Ref. No.	Part Number	Description	Qty	Remarks
1	16M-14711-00-00	MUFFLER L .....	1	
2	1JK-14714-00-00	GASKET, MUFFLER .....	2	
3	97013-08025-00	BOLT .....	2	
4	92901-08600-00	WASHER .....	2	
5	12R-14612-00-00	NUT, RING .....	1	
6	12R-14614-00-00	FLANGE, EXST PIPE .....	2	
7	16M-14721-00-00	MUFFLER R .....	1	
8	12R-14612-00-00	NUT, RING .....	1	
9	12R-14614-00-00	FLANGE, EXST PIPE .....	2	
10	1JK-14714-00-00	GASKET, MUFFLER .....	1	
11	97013-08025-00	BOLT .....	1	
12	92901-08600-00	WASHER .....	1	
13	4BE-14613-00-00	GASKET, EXHAUST PIPE ....	2	
14	90179-08599-00	NUT .....	4	
15	16M-1475J-00-00	PIPE .....	1	
16	90116-08401-00	BOLT, STUD .....	1	

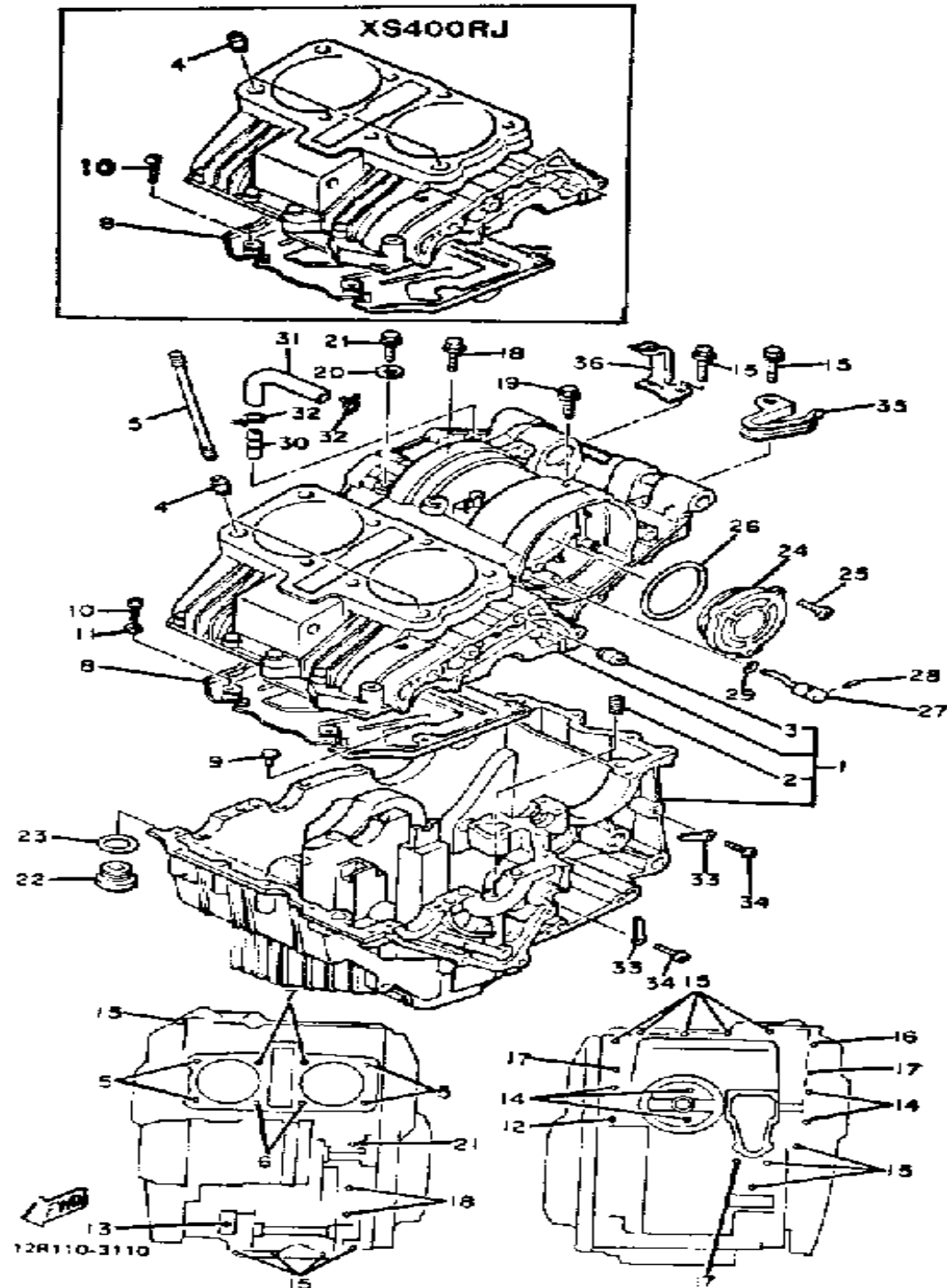
# CRANKCASE



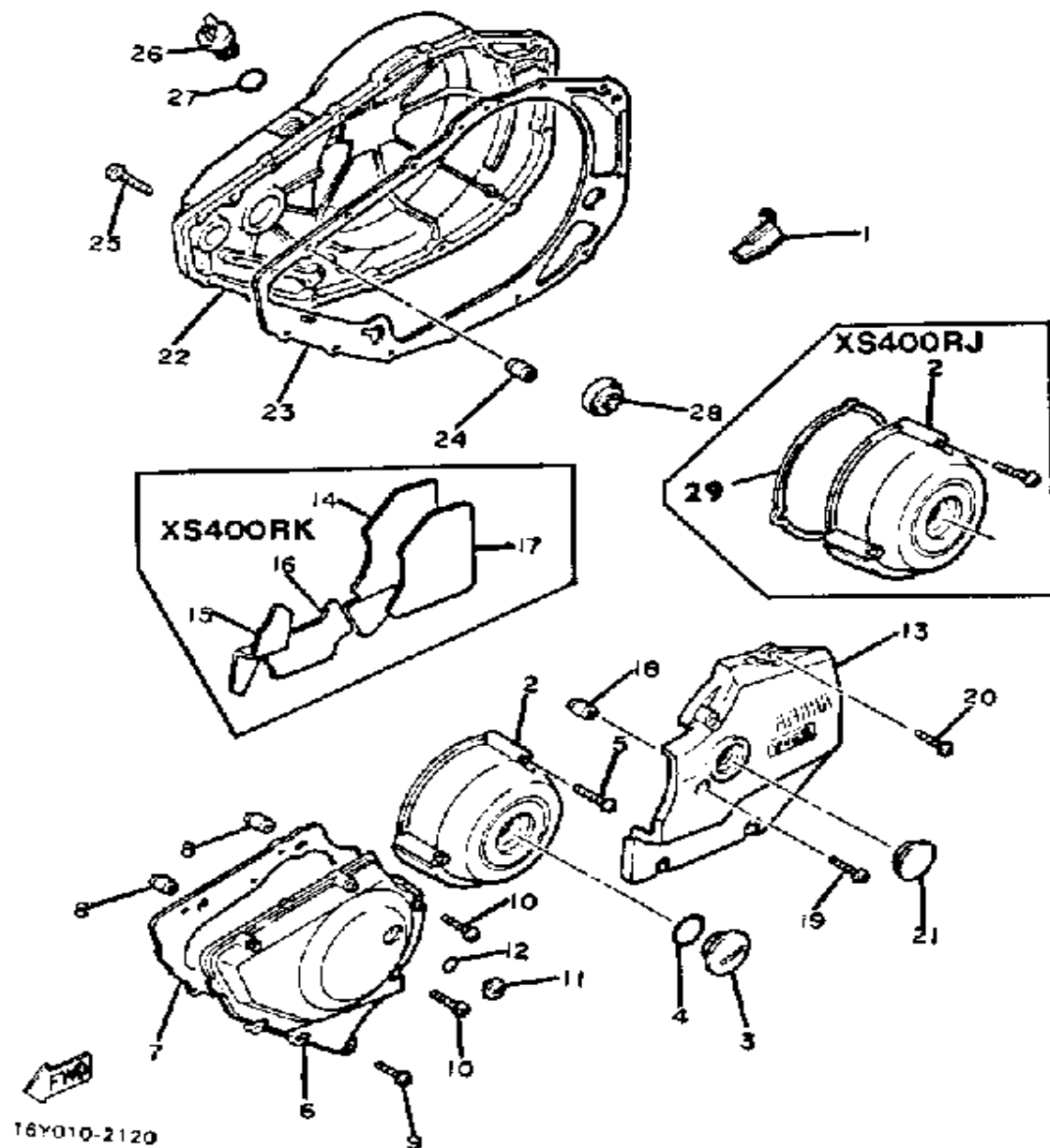
Ref. No.	Part Number	Description	Qty	Remarks
1	(12R-15100-00-00)	CRANKCASE ASSEMBLY	1	
	(12R-15100-01-00)	CRANKCASE ASSEMBLY	1	
2	4H7-15138-00-00	. NOZZLE 1	1	
3	99530-10014-00	. PIN, DOWEL	3	
4	99530-14016-00	PIN, DOWEL	2	
5	(90116-10385-00)	BOLT, STUD	4	
6	(90116-10386-00)	BOLT, STUD	2	
7	90116-10387-00	BOLT, STUD	2	
8	(12R-15123-01-00)	PLATE, BUFFLE 1	1	
9	(12R-15338-00-00)	DAMPER, ENG MNT 5	2	
10	98580-06010-00	SCREW, PAN HEAD (92503-06010)	7	
	98580-06012-00	SCREW, PAN HEAD	5	
11	92901-06600-00	WASHER	5	
12	95811-08075-00	BOLT, FLANGE	1	
13	95811-08090-00	BOLT, FLANGE (95822-08090)	1	
14	90105-08114-00	BOLT, WASHER BASED	5	
15	95811-06045-00	BOLT, flange (95812-06045-00)	13	
16	95811-06055-00	BOLT, FLANGE (95802-06055)	1	
17	95811-06080-00	BOLT, FLANGE	3	
18	(90105-06231-00)	BOLT, WASHER BASED	2	
19	95811-06125-00	BOLT, FLANGE	1	
20	90430-06166-00	GASKET	1	
21	95811-06135-00	BOLT, FLANGE	1	
22	90340-22083-00	PLUG, STRAIGHT SCRW	1	
23	93210-23326-00	O-RING	1	
24	4H7-15163-01-00	HOUSING, BEARING 1	1	
25	90151-06014-00	SCREW, COUNTERSUNK	3	
26	93210-62439-00	O-RING	1	

CONTINUED ON NEXT FRAME ►

# CRANKCASE



Ref. No.	Part Number	Description	Qty	Remarks
27	(12R-13454-01-00)	NOZZLE .....	1	
28	91609-12008-00	PIN, SPRING .....	1	
29	93210-07540-00	O-RING .....	1	
30	371-11167-01-00	PIPE, BREATHER 2 .....	1	
31	(12R-11166-00-00)	PIPE, BREATHER 1 .....	1	
32	90467-14015-00	CLIP .....	2	
33	90465-08193-00	CLAMP .....	2	
34	98580-06010-00	SCREW, PAN HEAD (92503-06010) .....	2	
35	(90465-08194-00)	CLAMP .....	1	
36	(90465-08204-00)	CLAMP .....	1	

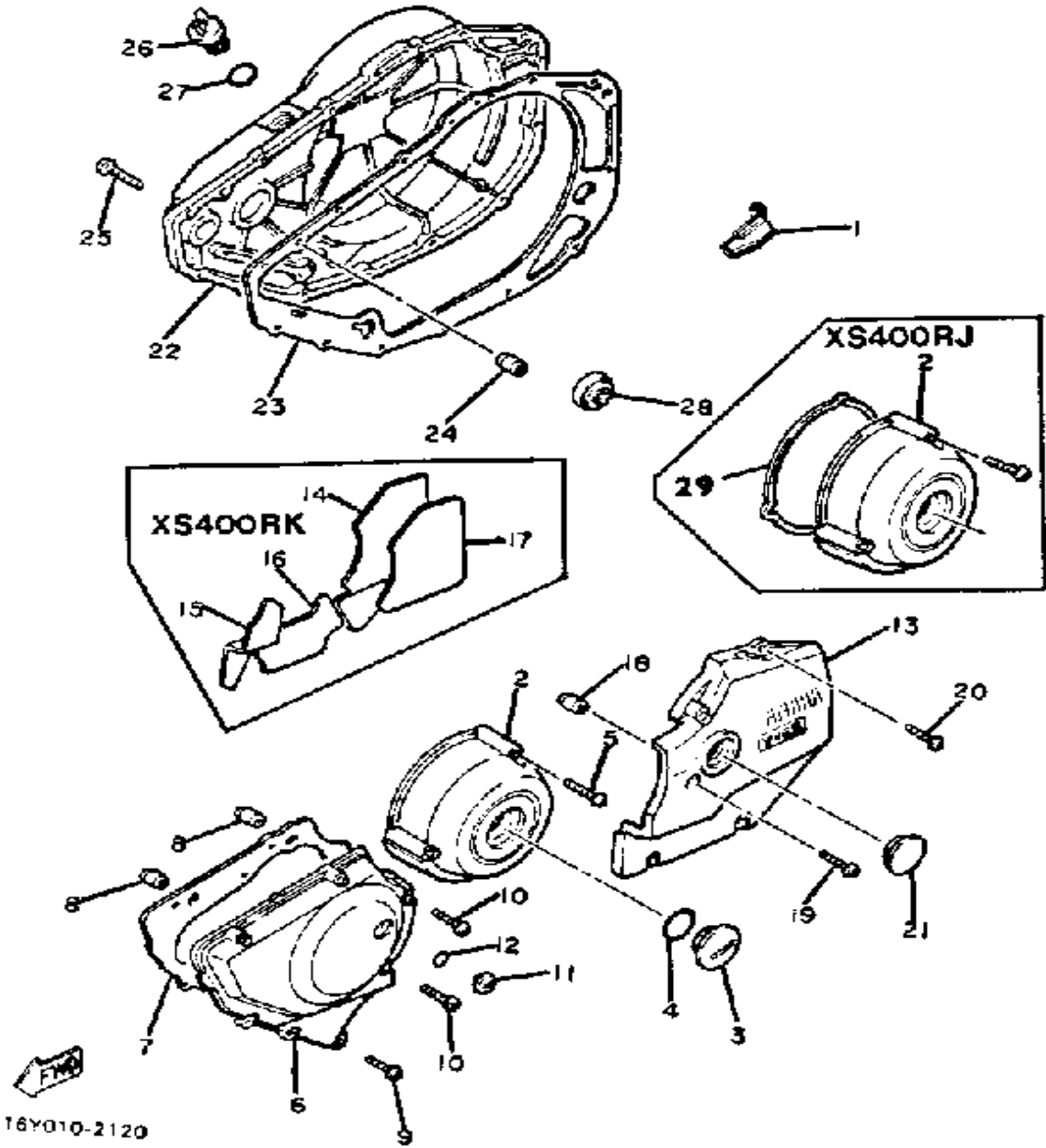


## CRANKCASE COVER

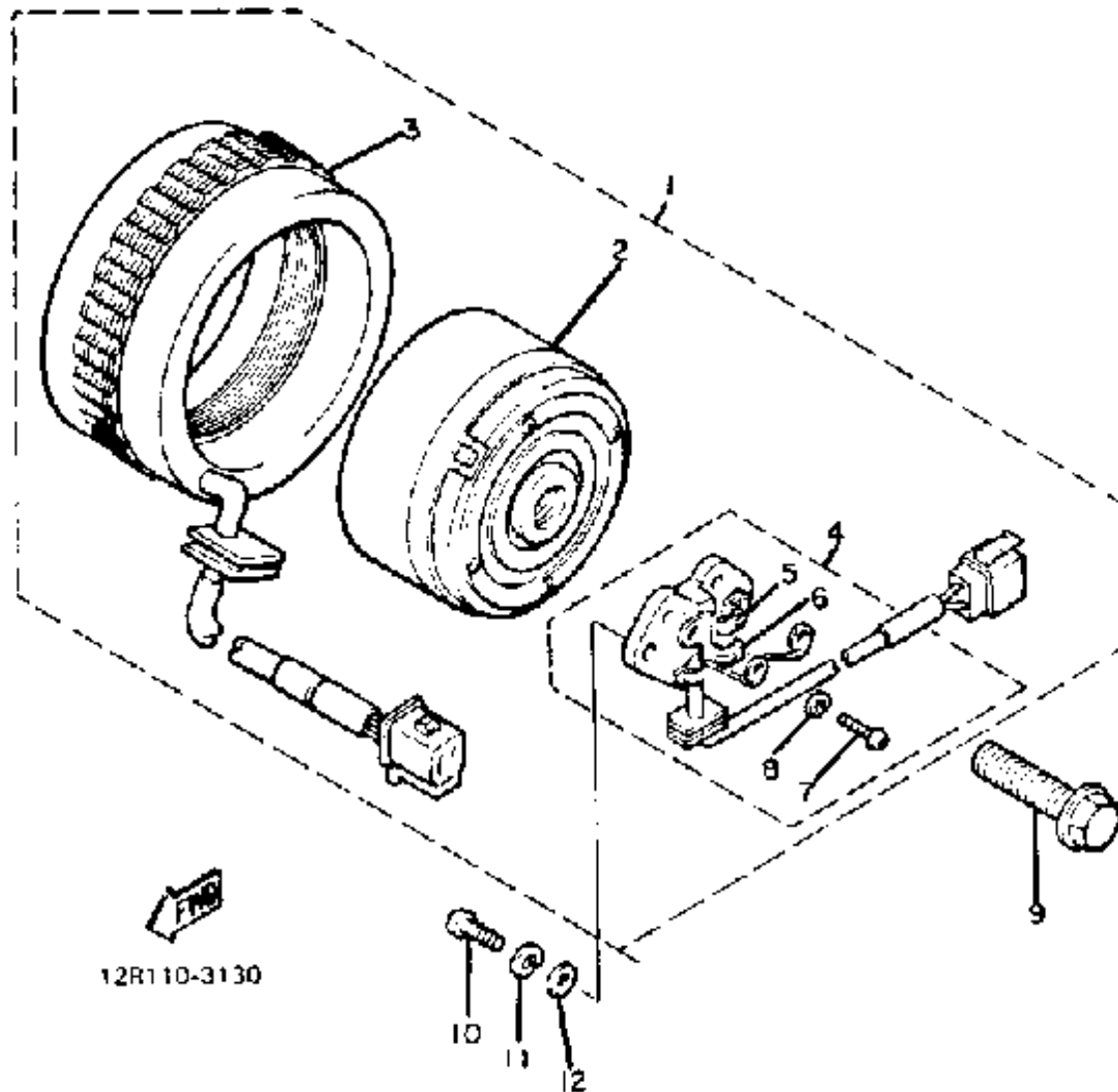
Ref. No.	Part Number	Description	Qty	Remarks
1	(12R-15437-00-00)	SCRAPER, OIL .....	1	
2	12R-15415-01-00	COVER, GENERATOR .....	1	
3	90340-32088-00	PLUG, STRAIGHT SCREW ....	1	
4	93210-32172-00	O-RING .....	1	
5	98501-06070-00	SCREW, PAN HEAD .....	3	
6	12R-15411-00-00	COVER, CRANKCASE L .....	1	
7	12R-15451-00-00	GASKET, CRCS COVER .....	1	
8	99530-10014-00	PIN, DOWEL .....	2	
9	98580-06020-00	SCREW .....	5	
10	98580-06030-00	SCREW PAN HEAD .....	2	
11	90340-14068-00	PLUG, STRAIGHT SCREW ....	1	
12	93210-14369-00	O-RING .....	1	
13	(16M-15420-00-00)	CRCS COVER ASSEMBLY R ..	1	
14	(12R-15316-01-00)	DAMPER, ENG MOUNT 1 .....	1	
15	(12R-15326-01-00)	DAMPER, ENG MOUNT 2 .....	1	
16	(12R-15336-01-00)	DAMPER, ENG MOUNT 3 .....	1	
17	(12R-15337-01-00)	COLLAR .....	1	
18	99530-10014-00	PIN, DOWEL .....	2	
19	98580-06565-00	SCREW, PAN HEAD (92501-06065) .....	2	
20	98511-06025-00	SCREW PAN HEAD (92501-06025) .....	3	
21	1L9-15417-00-00	COVER, CAP .....	1	
22	12R-15431-00-00	COVER, CRANKCASE 3 .....	1	
23	12R-15462-00-00	GASKET, CRCS CVR 3 .....	1	
24	99530-10014-00	PIN, DOWEL .....	2	
25	98511-06025-00	SCREW PAN HEAD (92501-06025) .....	14	
26	1RG-15363-00-00	PLUG, OIL .....	1	
27	93210-19123-00	O-RING .....	1	

CONTINUED ON NEXT FRAME ➤

# CRANKCASE COVER

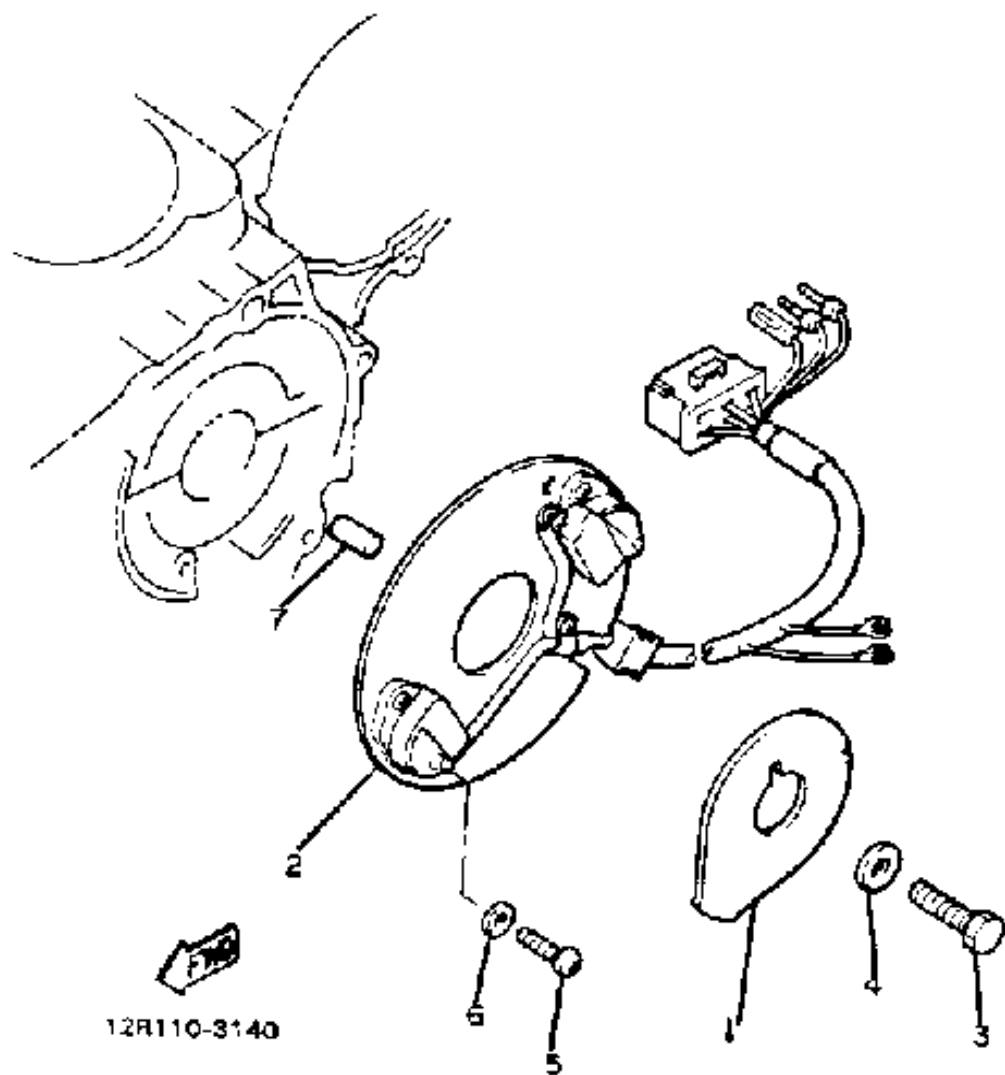


Ref. No.	Part Number	Description	Qty	Remarks
28	3Y1-15361-00-00	GAUGE, LEVEL .....	1	
29	12R-15455-00-00	GASKET 1 .....	1	



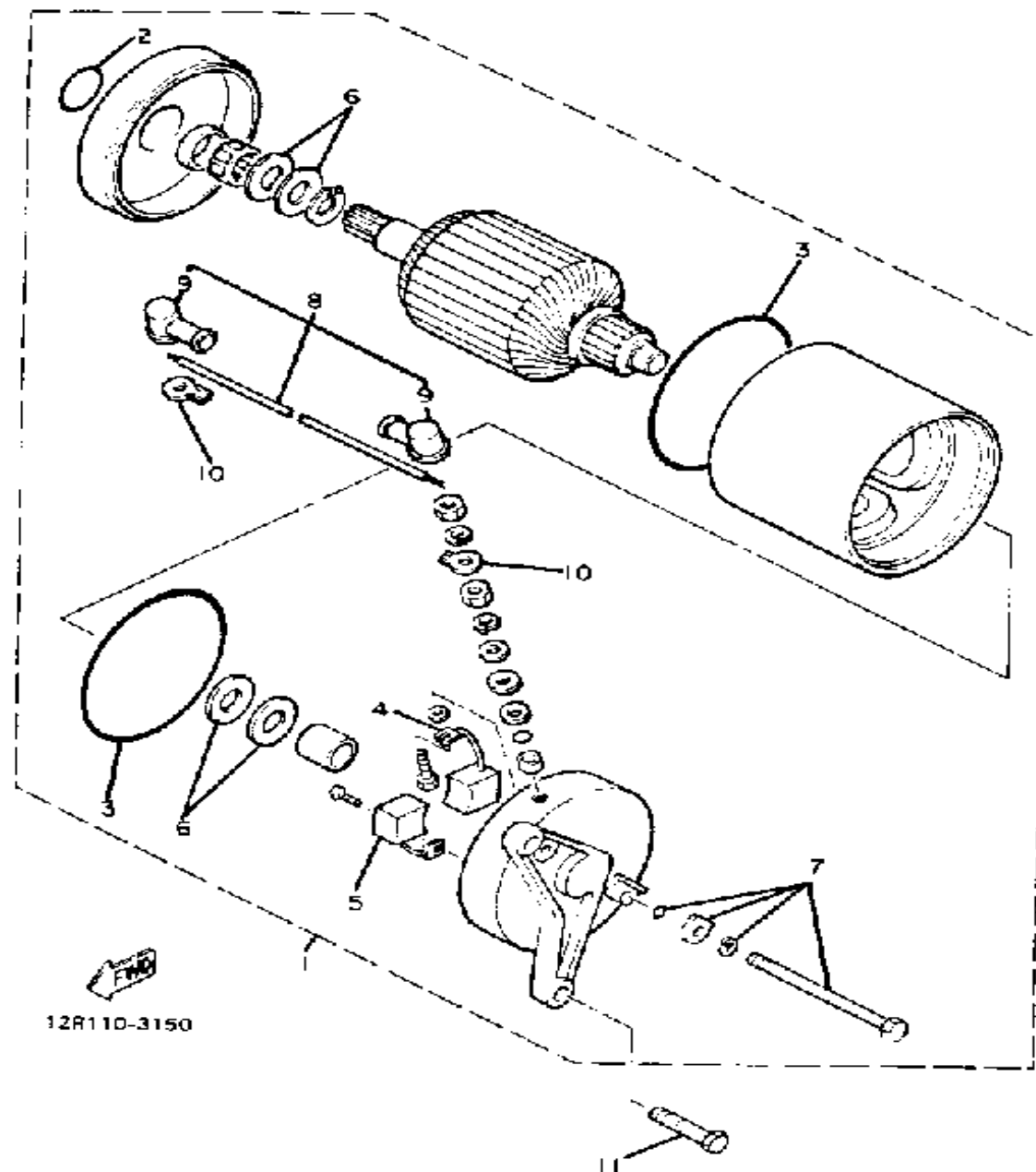
# GENERATOR

Ref. No.	Part Number	Description	Qty	Remarks
1	12R-81600-10-00	AC GENERATOR ASSEMBLY .	1	
2	2WY-81650-10-00	. ROTOR ASSEMBLY .....	1	
3	12R-81610-10-00	. STATOR ASSEMBLY .....	1	
4	46X-81619-10-00	. BRUSH HOLDER ASSEMBLY	1	
5	46X-81611-10-00	.. BRUSH 1 .....	1	
6	4G0-81612-10-00	.. BRUSH 2 .....	1	
7	98511-04012-00	.. SCREW, PAN HEAD .....	2	
8	92901-04100-00	.. WASHER, SPRING .....	2	
9	90105-10152-00	BOLT, WASHER BASED .....	1	
10	98503-06014-00	SCREW, PAN HEAD (92502-06016) .....	2	
11	92995-06100-00	WASHER, SPRING .....	2	
12	92901-06600-00	WASHER .....	2	



# GOVERNOR

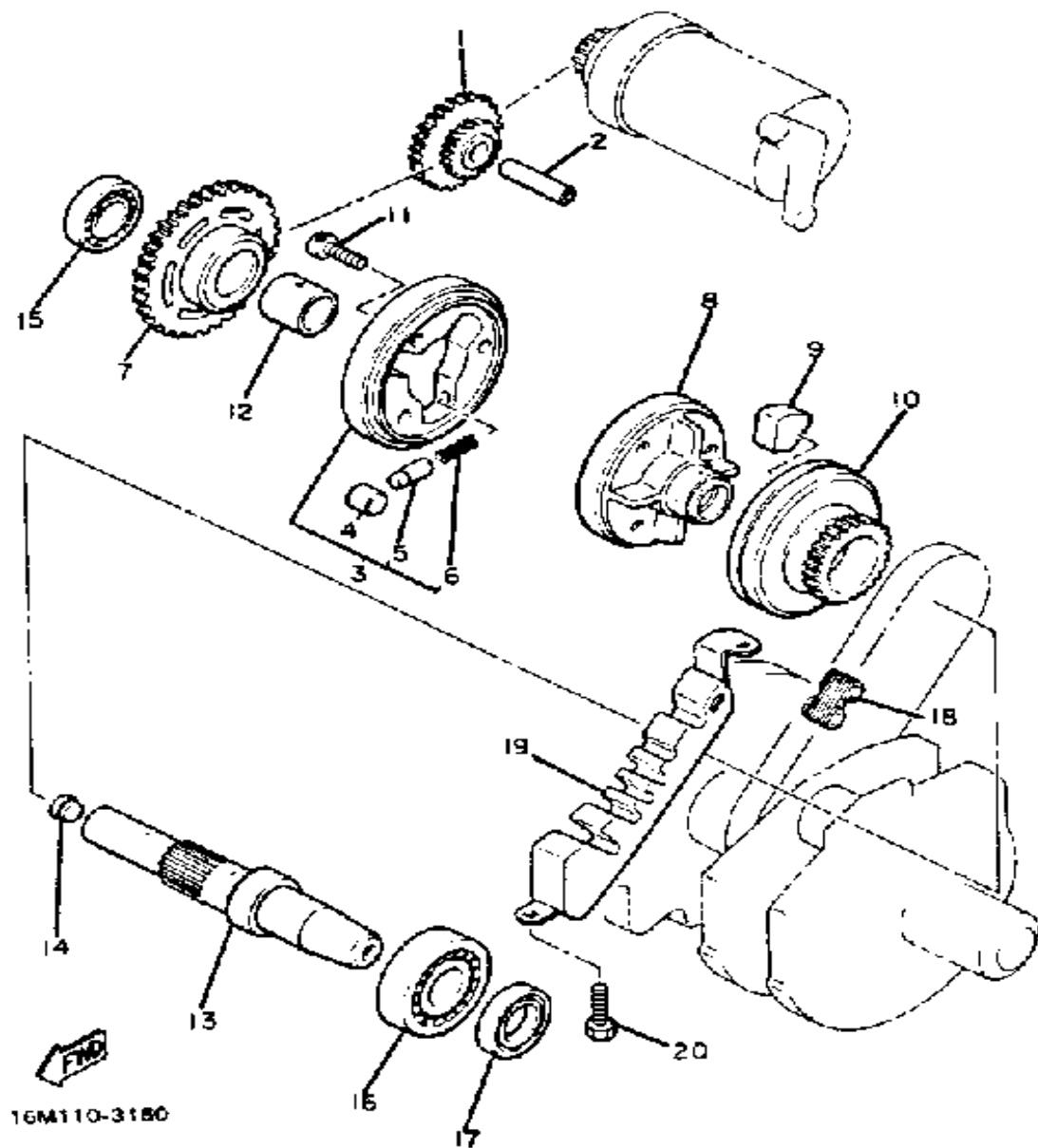
Ref. No.	Part Number	Description	Qty	Remarks
1	(12R-81673-10-00)	ROTOR .....	1	
2	12R-81671-10-00	BASE, PICKUP .....	1	
3	90101-10524-00	BOLT .....	1	
4	90201-105A2-00	WASHER, PLATE .....	1	
5	98580-06012-00	SCREW, PAN HEAD .....	2	
6	92901-06600-00	WASHER .....	2	
7	93604-08071-00	PIN, DOWEL .....	1	



# STARTING MOTOR

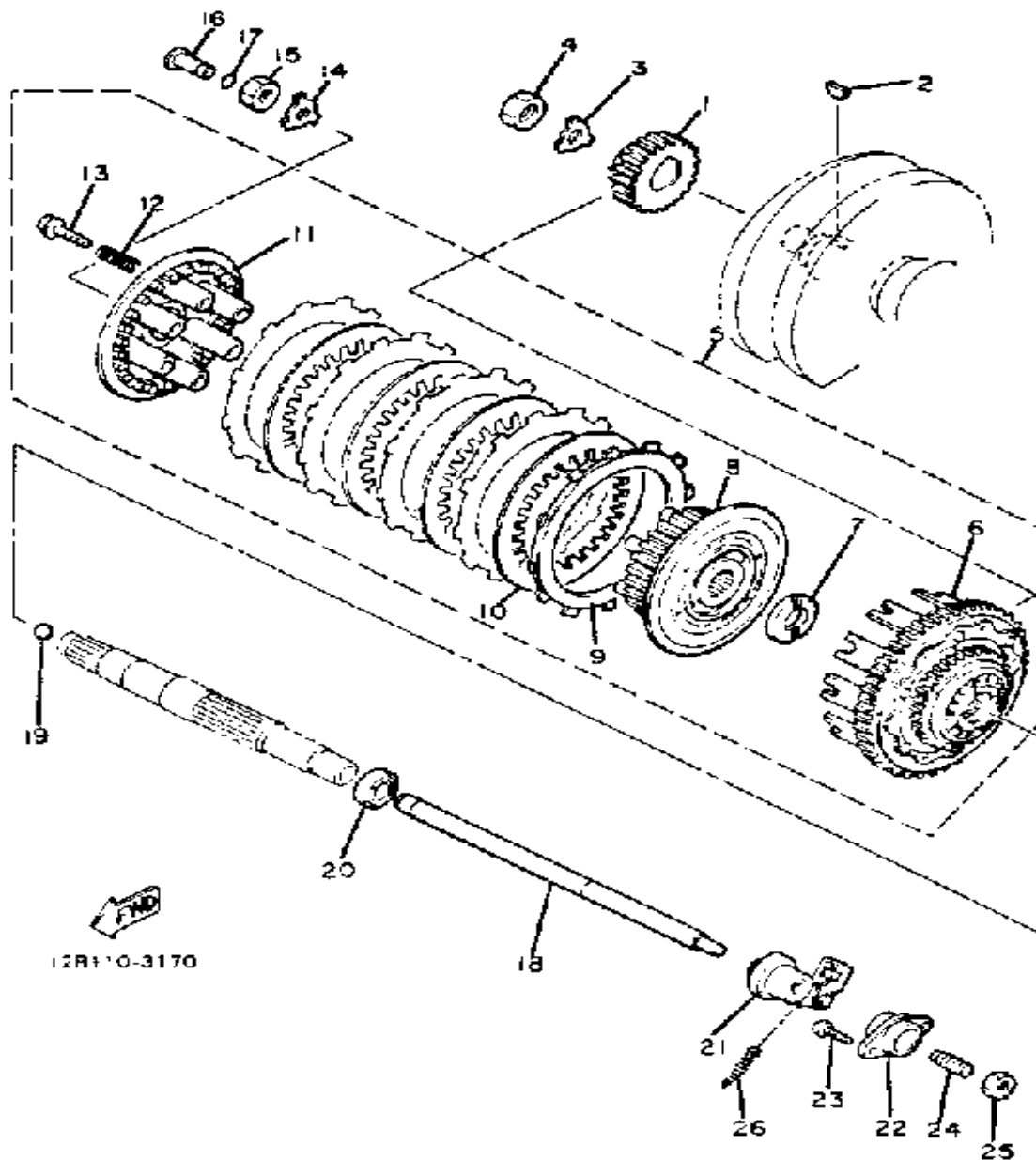
Ref. No.	Part Number	Description	Qty	Remarks
1	12R-81800-61-00	STARTING MOTOR ASSEMBLY (12R-81800-60)	1	
2	5H0-81847-01-00	. O-RING	1	
3	5H0-81844-00-00	. GASKET	2	
4	5H0-81811-00-00	. BRUSH 1	1	
5	5H0-81812-00-00	. BRUSH 2	1	
6	5H0-81809-00-00	. WASHER KIT	1	
7	(12R-81826-00-00)	BOLT	1	
8	(5H0-81815-00-00)	WIRE, STARTER	1	
9	5H0-81871-00-00	.. CAP	2	
10	5H0-81818-00-00	. TERMINAL SET	1	
11	95811-06025-00	BOLT, FLANGE	2	





# STARTER CLUTCH

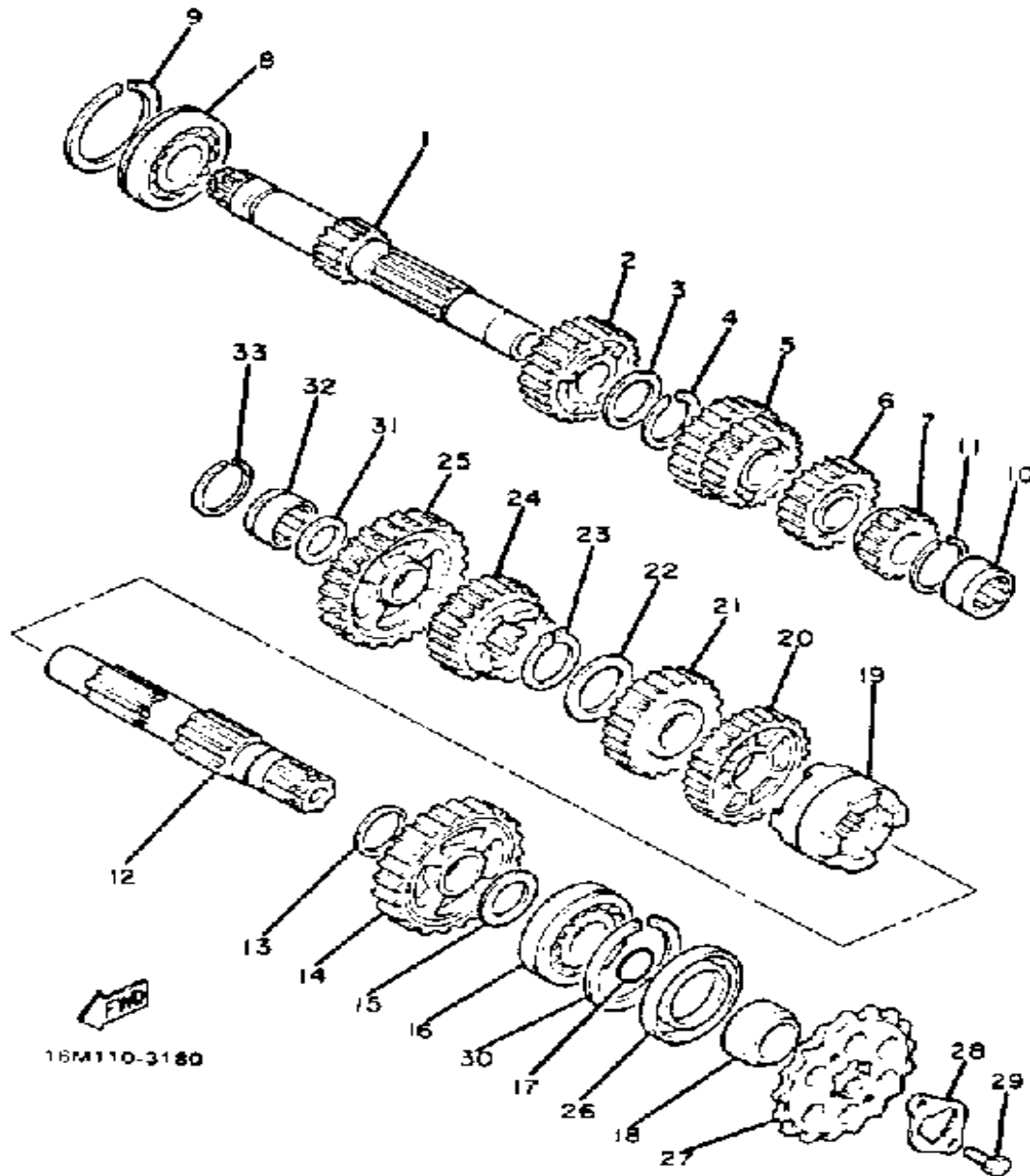
Ref. No.	Part Number	Description	Qty	Remarks
1	1AE-15512-00-00	GEAR, IDLER 1 .....	1	
2	12R-15521-00-00	SHAFT 1 .....	1	
3	3GM-15580-00-00	STARTER CLUTCH OUTER ASSEMBLY .....	1	
4	93615-12088-00	. PIN, DOWEL .....	3	
5	1J7-15583-01-00	. CAP, STARTER CLUTCH SPRING .....	3	
6	90501-04623-00	. SPRING, COMPRESSION ....	3	
7	12R-15517-00-00	GEAR, IDLER 2 .....	1	
8	12R-15524-00-00	WHEEL, STARTER .....	1	
9	4H7-16155-01-00	ABSORBER 1 .....	4	
	4H7-16155-01-00	ABSORBER 1 .....	8	
10	12R-15519-00-00	SPROCKET, STARTER 2 .....	1	
11	(91311-08014-00)	BOLT, SOCKET HEAD .....	3	
12	90387-202A7-00	COLLAR .....	1	
13	12R-15522-00-00	SHAFT 2 .....	1	
14	90331-12028-00	PLUG, TIGHT .....	1	
15	93306-00426-00	BEARING .....	1	
16	93306-20541-00	BEARING (B6205) .....	1	
17	93102-25218-00	OIL SEAL, SD-TYPE .....	1	
18	12R-11456-01-00	CHAIN, PRIMARY .....	1	
19	12E-11474-00-00	GUIDE, UPPER 0 1 .....	1	01~004607
	12E-11474-00-00	GUIDE, UPPER 0 1 .....	1	608~(RJ)
20	90110-06158-00	BOLT, HEXAGON SOCKET HEAD .....	2	



# CLUTCH

Ref. No.	Part Number	Description	Qty	Remarks
1	12R-16111-00-00	GEAR, PRI DRIVE .....	1	
2	90280-05049-00	KEY, WOODRUFF .....	1	
3	90215-20231-00	WASHER, LOCK .....	1	
4	90170-20327-00	NUT .....	1	
5	(12R-16300-00-00)	UNAVAILABLE IN PRICE BOOK	1	N/A
6	12R-16150-00-00	. PRI DRVN GEAR .....	1	
7	3Y1-16154-00-00	. PLATE, THRUST 1 .....	1	
8	12R-16371-00-00	. BOSS, CLUTCH .....	1	
9	341-16321-13-00	. PLATE, FRICTION .....	5	
10	2H7-16325-00-00	. PLATE, CLUTCH 2 .....	4	
11	12R-16351-00-00	. PLATE, PRESSURE 1 .....	1	
12	90501-26148-00	. SPRING, COMPRESSION ....	6	
13	90159-06016-00	. SCREW, WITH WASHER ....	6	
14	90215-20231-00	WASHER, LOCK .....	1	
15	90170-20327-00	NUT .....	1	
16	12R-16356-00-00	ROD, PUSH 1 .....	1	
17	93210-06632-00	O-RING .....	1	
18	12R-16357-00-00	ROD, PUSH 2 .....	1	
19	93511-32027-00	BALL .....	1	
20	93109-08061-00	OIL SEAL .....	1	
21	12R-16340-00-00	PUSH LEVER ASSEMBLY ....	1	
22	371-16396-00-00	HOUSING, PUSH SCREW ....	1	
23	98580-05012-00	SCREW, PAN HEAD .....	2	
24	90113-08021-00	BOLT, SET .....	1	
25	90179-08179-00	NUT .....	1	
26	90506-10069-00	SPRING, TENSION .....	1	

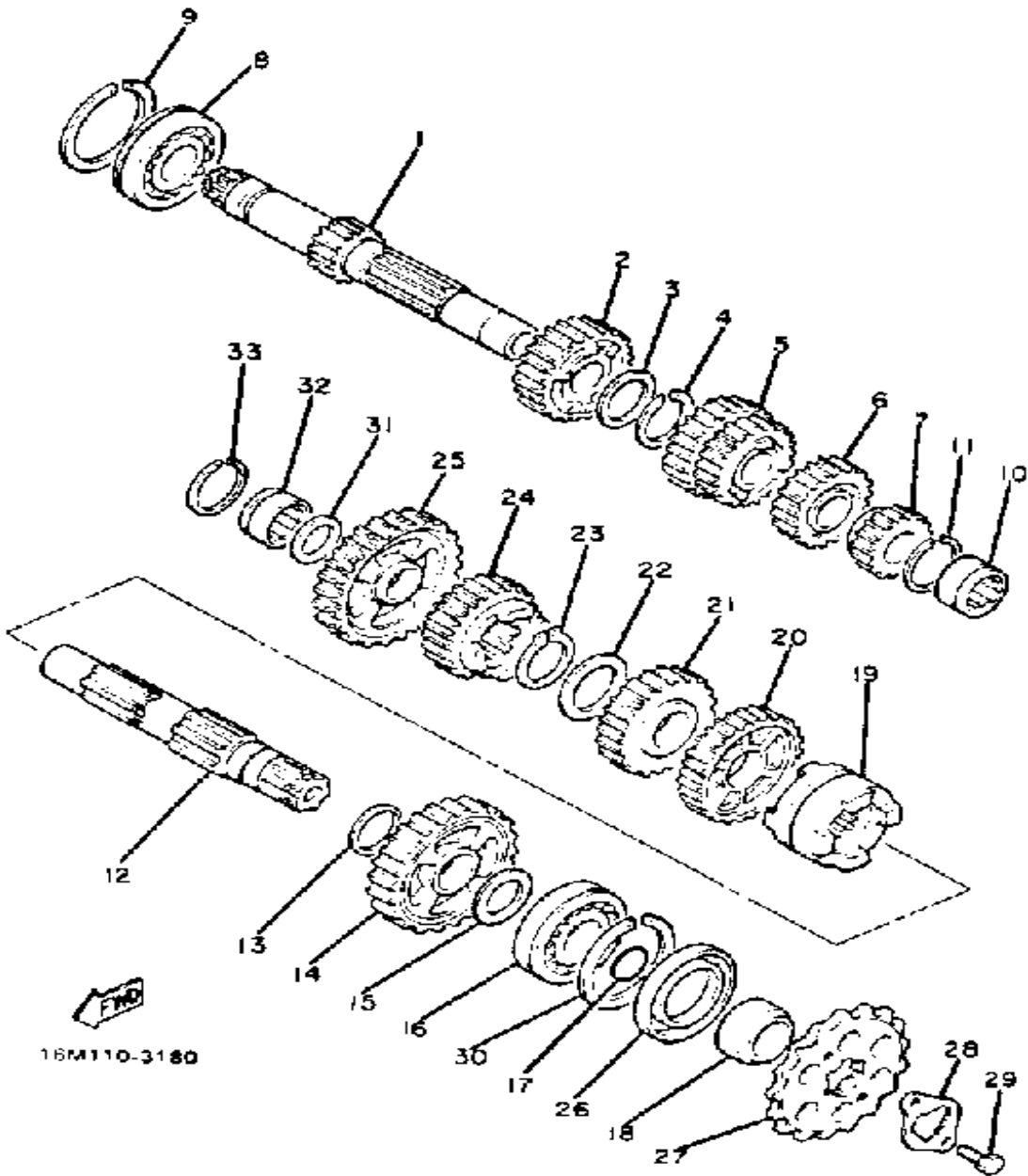
# TRANSMISSION



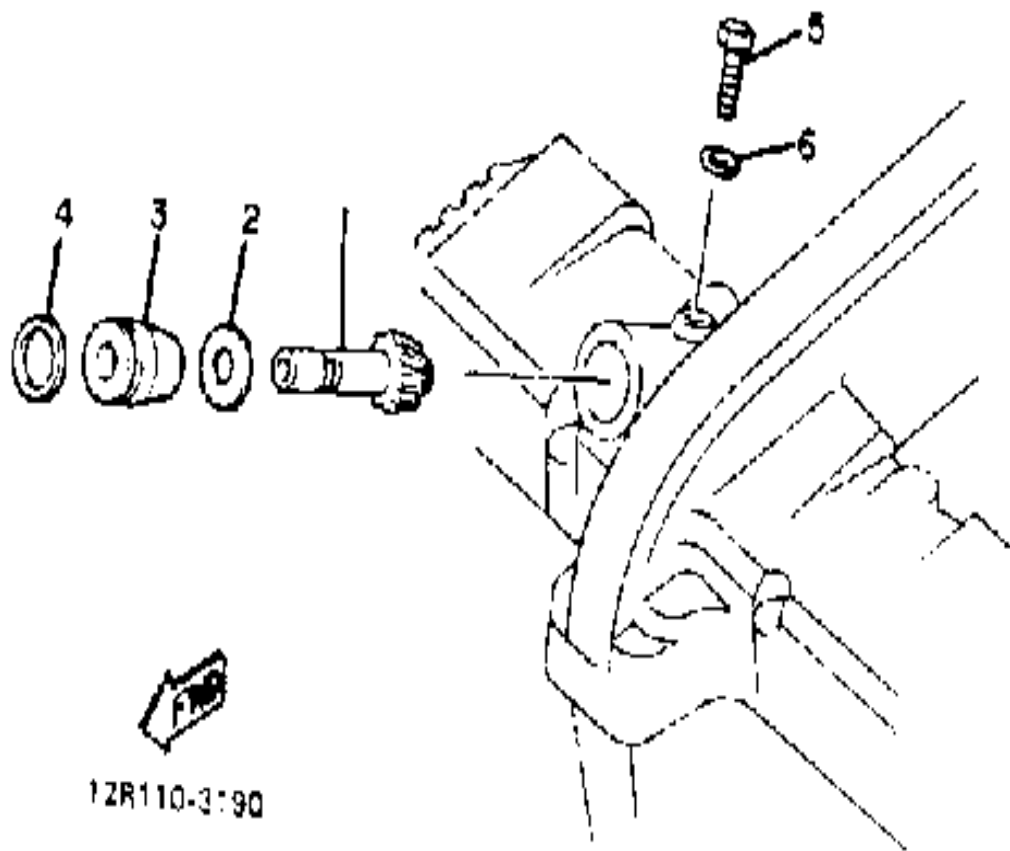
Ref. No.	Part Number	Description	Qty	Remarks
1	16M-17410-00-00	MAIN AXLE .....	1	
2	(12R-17151-00-00) 4G0-17151-00-00	GEAR, 5TH PINION 0 0 ..... GEAR, 5TH PINION (28T) 0 1 ..	1	001~ 101~003000
3	90209-22191-00	WASHER .....	1	
4	93440-25084-00	CIRCLIP .....	1	
5	4G0-17131-00-00	GEAR, 3RD PINION (22/25T) ..	1	
6	16M-17161-00-00	GEAR, 6TH PINION (29T) .....	1	
7	4U8-17121-01-00	GEAR, 2ND PINION .....	1	
8	93306-30530-00	BEARING (6305NC3) .....	1	
9	278-17424-01-00	CIRCLIP 1 .....	1	
10	93311-42045-00	BEARING (20NG3315NE) .....	1	
11	278-17425-00-00	CIRCLIP 2 .....	1	
12	(16M-17402-00-00)	DRIVE AXLE ASSEMBLY .....	1	
13	90201-273A9-00	WASHER, PLATE .....	1	
14	4G0-17221-00-00	GEAR, 2ND WHEEL (37T) .....	1	
15	90201-256K6-00	WASHER, PLATE (0.9T) .....	1	
16	93306-30529-00	. BEARING .....	1	
17	93210-22298-00	O-RING .....	1	
18	90387-256F2-00	COLLAR .....	1	
19	16M-17261-00-00	GEAR, 6TH WHEEL (27T) .....	1	
20	4G0-17231-01-00	GEAR, 3RD WHEEL (34T) .....	1	
21	4G0-17241-01-00	GEAR, 4TH WHEEL (31T) .....	1	
22	90209-22191-00	WASHER .....	1	
23	93440-25084-00	CIRCLIP .....	1	
24	12R-17251-00-00 4G0-17251-00-00	GEAR, 5TH WHEEL (29T) .....	1	001~ 101~003000
25	4G0-17211-00-00	GEAR, 1ST WHEEL (41T) .....	1	
26	93102-35109-00	OIL SEAL (SD-35-62-6 HS) .....	1	
27	93854-16109-00	SPROCKET, DRIVE 16T .....	1	

CONTINUED ON NEXT FRAME ►

# TRANSMISSION

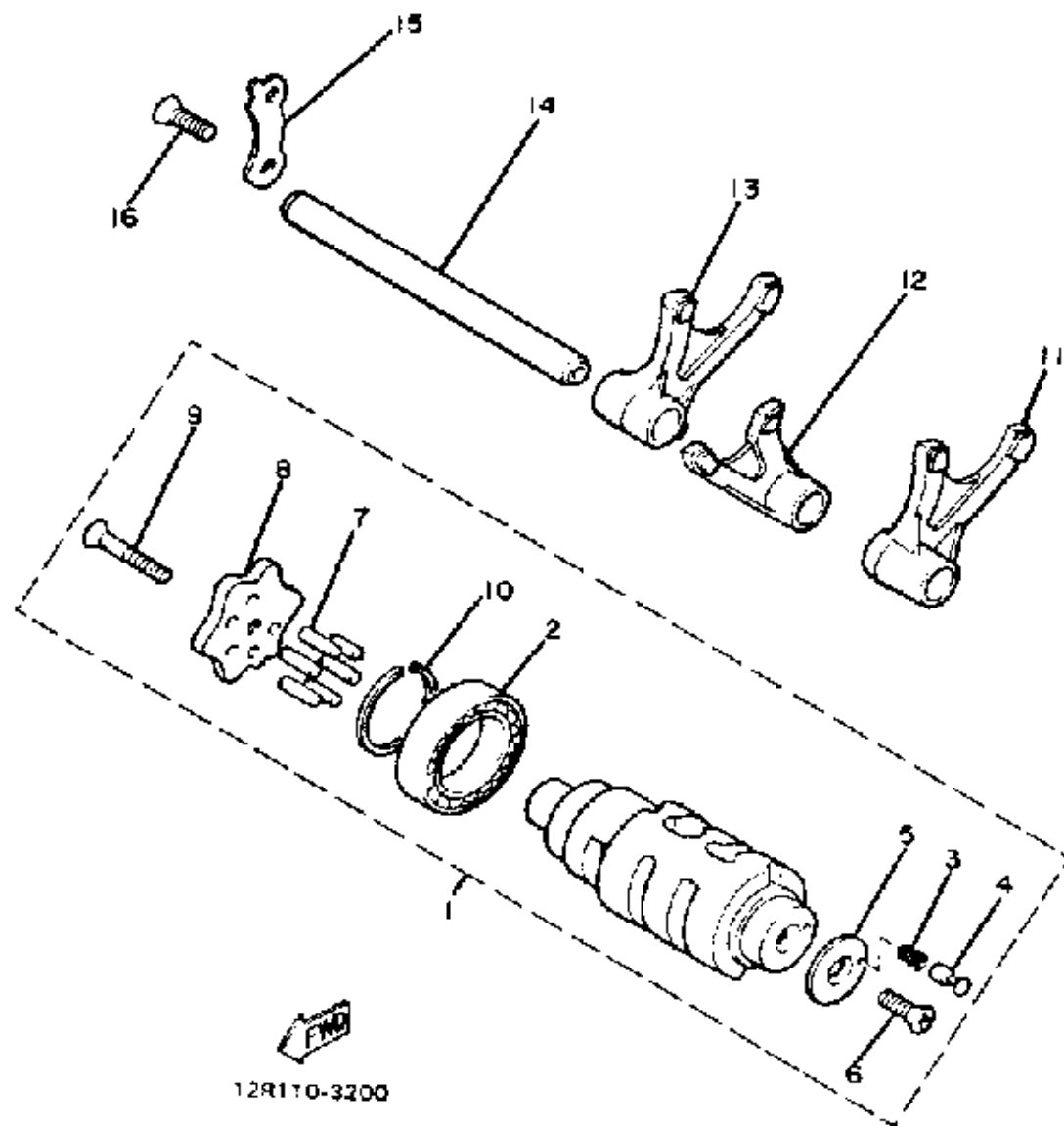


Ref. No.	Part Number	Description	Qty	Remarks
28	3Y1-17456-00-00	HOLDER, SPROCKET .....	1	
29	97013-06012-00	BOLT .....	2	
30	278-17424-01-00	CIRCLIP 1 .....	1	
31	90201-20276-00	WASHER, PLATE (1.0T) .....	1	
32	93311-42045-00	BEARING (20NG3315NE) .....	1	
33	278-17425-00-00	CIRCLIP 2 .....	1	



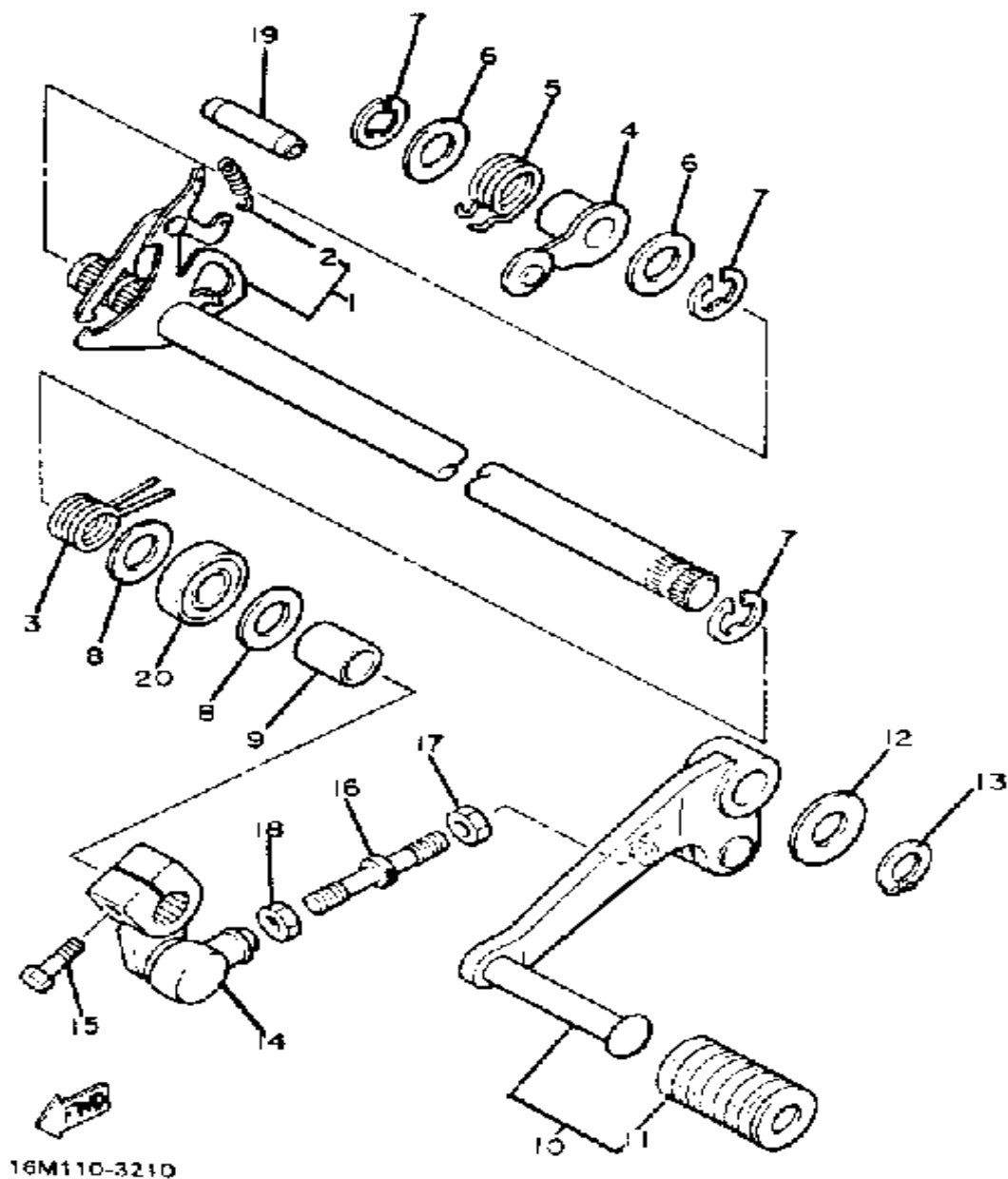
# TACHOMETER GEAR

Ref. No.	Part Number	Description	Qty	Remarks
1	3Y3-17841-00-00	GEAR, DRIVEN .....	1	
2	90201-08624-00	WASHER, PLATE .....	1	
3	3Y3-17843-00-00	BUSH, DRVN GR OUTER .....	1	
4	93101-08132-00	OIL SEAL, S-TYPE .....	1	
5	90109-06418-00	BOLT .....	1	
6	90430-06014-00	GASKET .....	1	



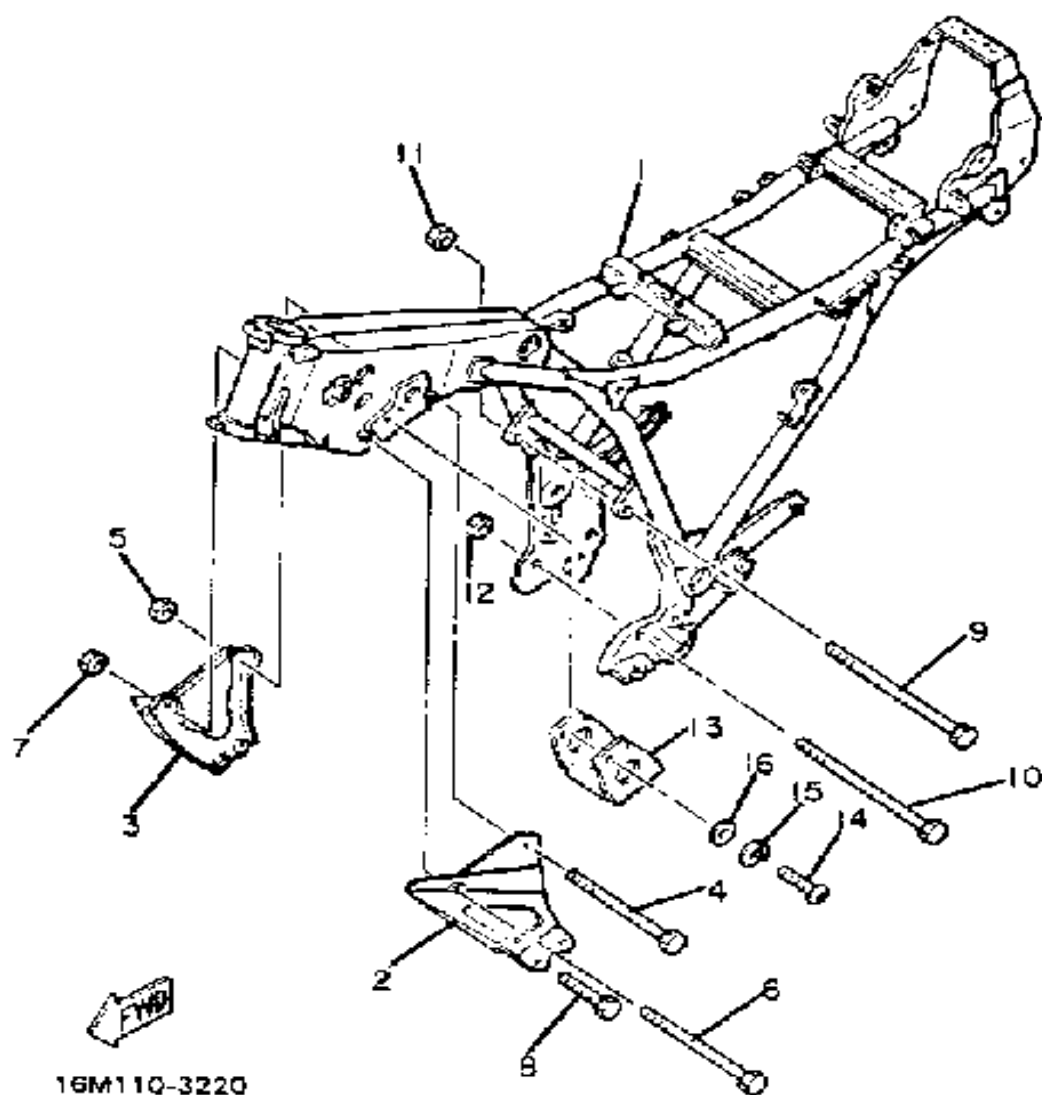
# SHIFT CAM FORK

Ref. No.	Part Number	Description	Qty	Remarks
1	(16M-18540-00-00)	SHIFT CAM ASSEMBLY .....	1	
2	93306-90602-00	. BEARING .....	1	
3	90501-06022-00	. SPRING, COMPRESSION ....	1	
4	278-18542-00-00	. POINT, NEUTRAL .....	1	
5	278-18566-00-00	. PLATE, SIDE 2 .....	1	
6	98701-05016-00	. SCREW, FLAT HEAD .....	1	
7	93604-22050-00	. PIN, DOWEL .....	6	
8	(12R-18185-00-00)	SEGMENT .....	1	
9	90151-06017-00	. SCREW, COUNTERSUNK ...	1	
10	93440-30077-00	. CIRCLIP .....	1	
11	12R-18511-00-00	FORK, SHIFT 1 .....	1	
12	(12R-18512-00-00)	FORK, SHIFT 2 .....	1	
13	12R-18513-00-00	FORK, SHIFT 3 .....	1	
14	12R-18531-00-00	BAR, SHIF FRK GDE 1 .....	1	
15	(12R-18536-00-00)	STOPPER, SHIFT BAR .....	1	
16	98701-06014-00	SCREW, FLAT HEAD .....	2	



# SHIFT SHAFT

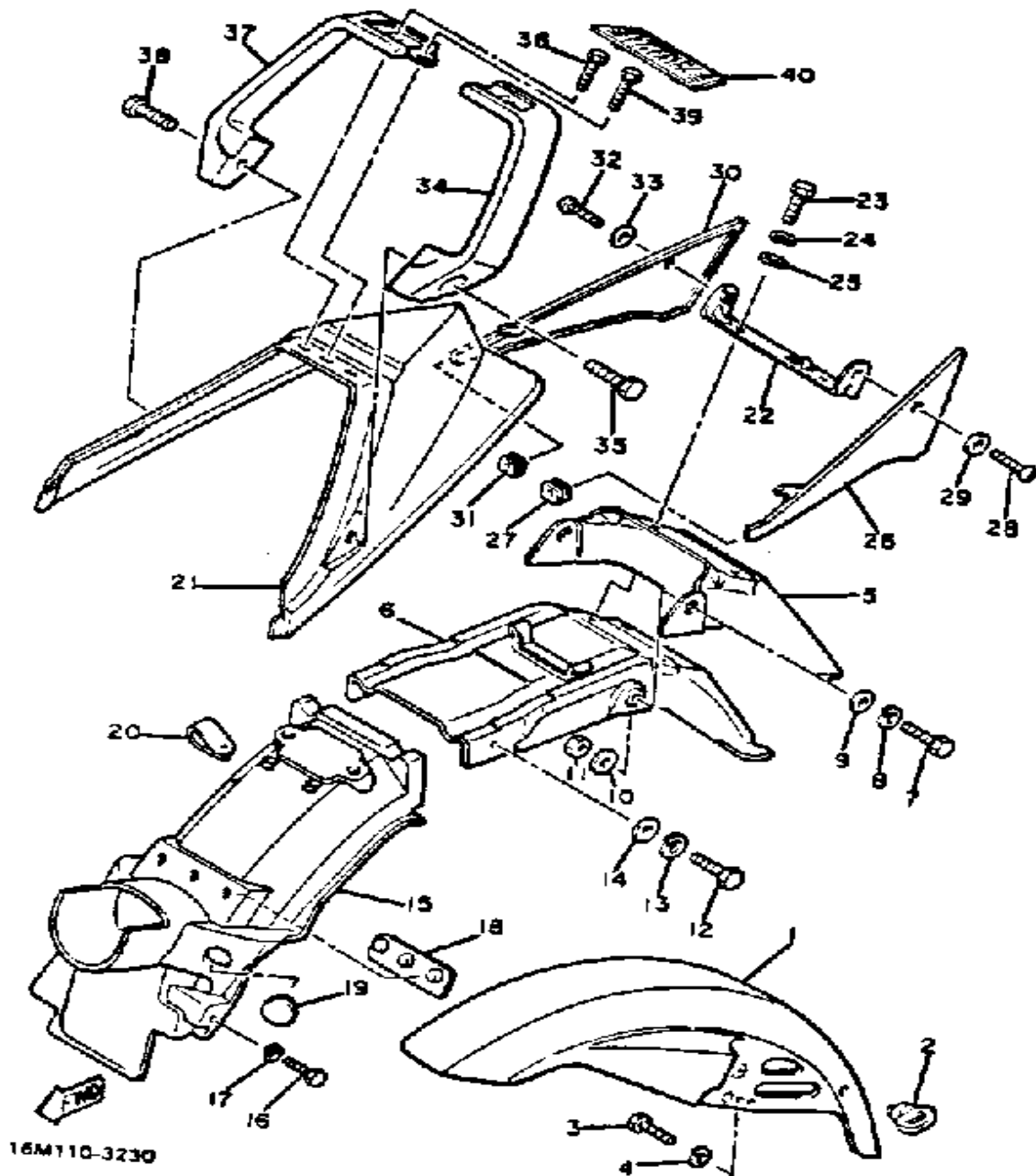
Ref. No.	Part Number	Description	Qty	Remarks
1	12R-18120-00-00	SHIFT LEVER ASSEMBLY . . . .	1	
2	90506-08227-00	. SPRING, TENSION . . . . .	1	
3	90508-29547-00	SPRING, TORSION . . . . .	1	
4	(12R-18140-01-00)	STOPPER LEVER ASSEMBLY .	1	
5	(90508-29546-00)	SPRING, TORSION . . . . .	1	
6	90201-12588-00	WASHER, PLATE . . . . .	2	
7	99006-10600-00	CIRCLIP . . . . .	3	
8	90201-12588-00	WASHER, PLATE . . . . .	2	
9	90387-125A8-00	COLLAR . . . . .	1	
10	16M-18110-00-00	SHIFT PEDAL ASSEMBLY . . . .	1	
11	132-18113-01-00	. COVER, SHIFT PEDAL . . . . .	1	
12	90201-124E4-00	WASHER, PLATE . . . . .	1	
13	99001-12400-00	UNAVAILABLE IN PRICE BOOK (93410-12003) . . . . .	1	
14	2GH-18112-01-00	ARM, SHIFT . . . . .	1	
15	97011-06020-00	BOLT . . . . .	1	
16	4K0-18115-00-00	ROD, SHIFT . . . . .	1	
17	90170-06228-00	NUT (COUNTER CLOCKWISE)	1	
18	95380-06700-00	NUT . . . . .	1	
19	93608-50158-00	PIN, DOWEL . . . . .	1	
20	93102-12321-00	OIL SEAL, SD-TYPE . . . . .	1	



# FRAME

Ref. No.	Part Number	Description	Qty	Remarks
1	(16M-21110-00-98)	FRAME .....	1	LOW GLOSS BLK
2	(16M-21315-00-93)	STAY, ENGINE 2 .....	1	CHROME PLATED
3	(16M-21316-00-93)	STAY, ENGINE 3 .....	1	CHROME PLATED
4	90105-10119-00	BOLT, WASHER BASED .....	1	
5	90179-10247-00	NUT .....	1	
6	90105-10227-00	BOLT, WASHER BASED .....	1	
7	90176-10049-00	NUT, CROWN .....	1	
8	90105-10561-00	BOLT, WASHER BASED .....	4	
9	90105-10235-00	BOLT, WASHER BASED .....	1	
10	90105-12230-00	BOLT, WASHER BASED .....	1	
11	90179-10247-00	NUT .....	1	
12	90179-12421-00	NUT, SPEC'L SHAPE .....	1	
13	(12R-21336-00-00)	CLAMP, WIRE HRNES 2 .....	1	
14	98516-06012-00	SCREW, PAN HEAD .....	2	
15	92906-06100-00	WASHER, SPRING .....	2	
16	92906-06600-00	WASHER .....	2	

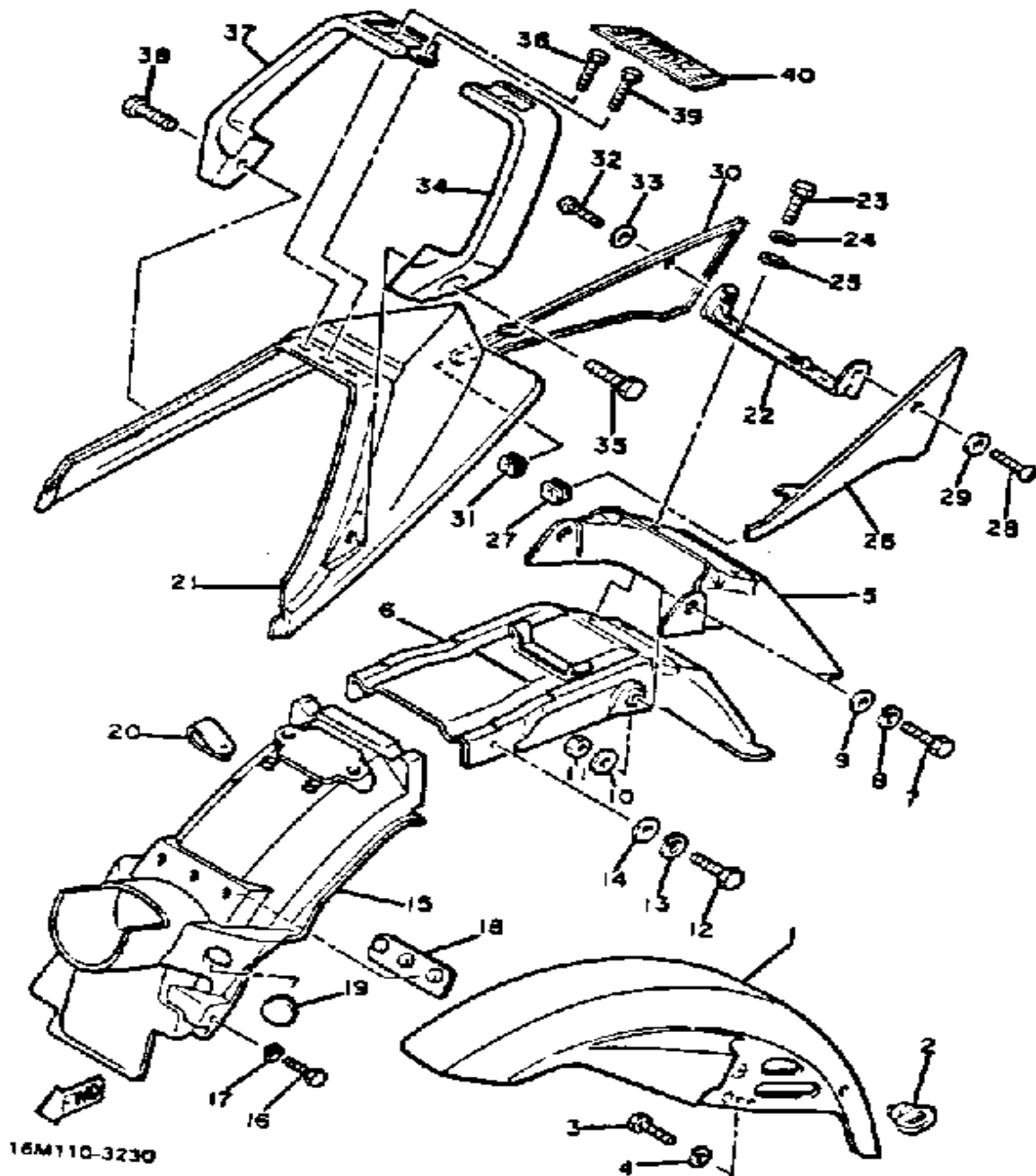




## FENDER

Ref. No.	Part Number	Description	Qty	Remarks
1	16M-21510-00-6G	FENDER, FRONT .....	1	U.R. NEW YAMAHA BLK
2	1A8-21518-00-00	HOLDER, CABLE .....	1	
3	97313-08020-00	BOLT, HEXAGON .....	4	
4	92990-08100-00	WASHER .....	4	
5	16M-21611-00-00	FENDER, REAR .....	1	
6	16M-21670-00-00	REINFORCEMENT .....	1	
7	97313-08030-00	BOLT, HEXAGON .....	2	
8	92990-08100-00	WASHER .....	2	
9	92901-08600-00	WASHER .....	2	
10	90201-08748-00	WASHER, PLATE .....	2	
11	95333-08600-00	NUT .....	2	
12	97013-06012-00	BOLT .....	2	
13	92995-06100-00	WASHER, SPRING .....	2	
14	92990-06200-00	WASHER .....	2	
15	(12R-21629-00-00)	GUARD, MUD .....	1	
16	16M-21510-00-2U	FENDER, FRONT (16M-21510-00-63) .....	1	U.R. BRILLIANT RED
	16M-21510-00-8E	FENDER, FRONT .....	1	U.R. STAR BLUE METAL.
	97313-06016-00	BOLT, HEXAGON .....	2	
17	92995-06100-00	WASHER, SPRING .....	2	
18	1M1-21621-00-00	FLAP .....	1	
19	90480-30167-00	GROMMET .....	2	
20	16M-21651-00-2U	COVER, REAR FENDER (16M-21651-00-63) .....	1	U.R. BRILLIANT RED
	16M-21651-00-8E	COVER, REAR FENDER .....	1	U.R. STAR BLUE METAL.
	90464-12027-00	CLAMP .....	1	
21	16M-21651-00-6G	COVER, REAR FENDER .....	1	U.R. NEW YAMAHA BLK

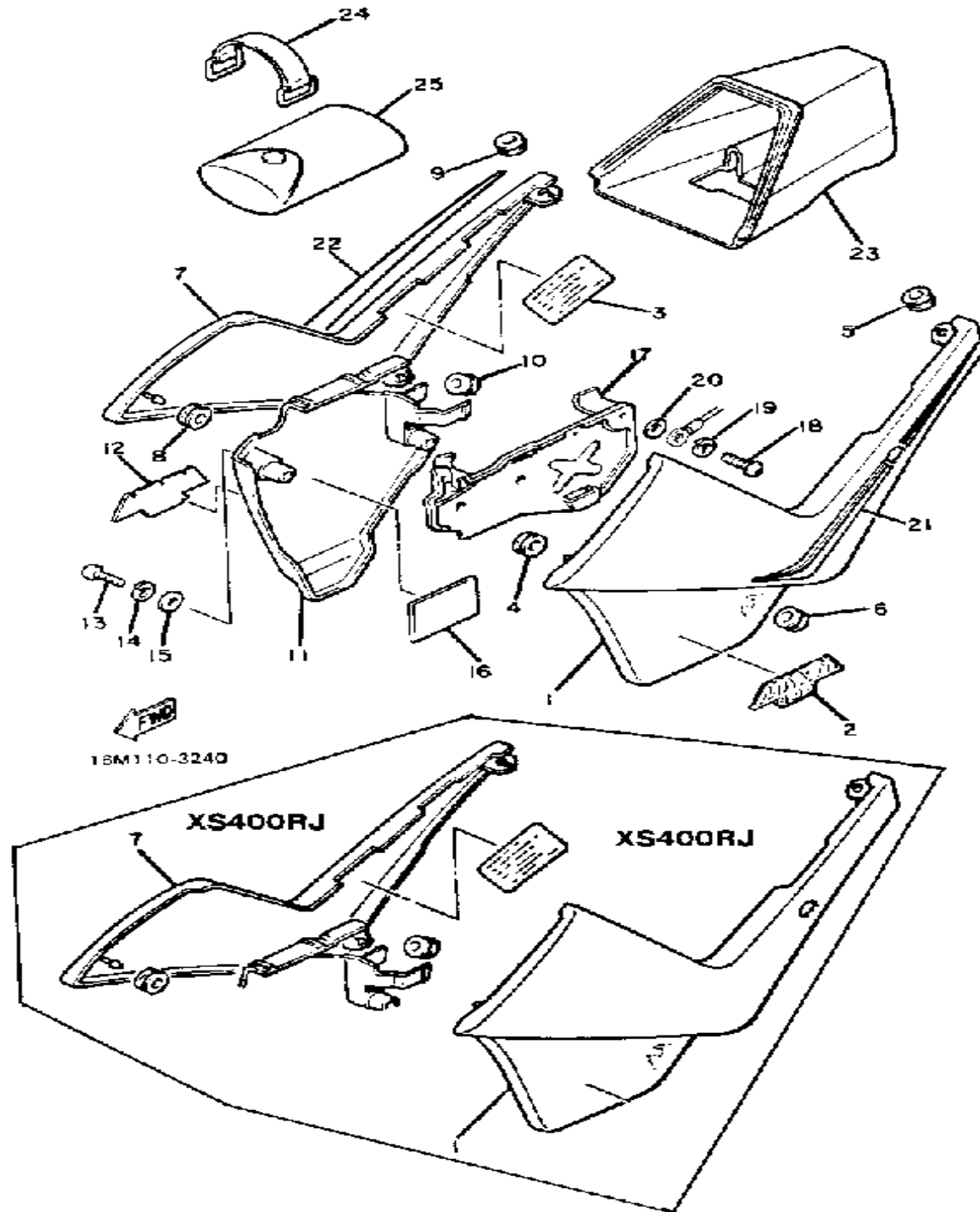
CONTINUED ON NEXT FRAME ➤



## FENDER

Ref. No.	Part Number	Description	Qty	Remarks
22	16M-2161A-00-00	BRACKET .....	1	
23	97313-08020-00	BOLT, HEXAGON .....	2	
24	92990-08100-00	WASHER .....	2	
25	92901-08600-00	WASHER .....	2	
26	16M-2163A-00-00	COVER, REAR FENDER .....	1	
27	(16M-21649-00-00)	DAMPER .....	1	
28	98516-05012-00	SCREW, PAN HEAD 4CG .....	1	
29	92906-05600-00	WASHER, PLATE .....	1	
30	16M-2163E-00-00	COVER, REAR FNDR 3 .....	1	
31	(16M-21649-00-00)	DAMPER .....	1	
32	98516-05012-00	SCREW, PAN HEAD 4CG .....	1	
33	92906-05600-00	WASHER, PLATE .....	1	
34	16M-21644-01-00	STAY, REAR .....	1	
35	91316-08016-00	BOLT, SOCKET HEAD .....	1	
36	91316-06016-00	BOLT, SOCKET HEAD .....	2	
37	16M-21645-01-00	STAY, REAR .....	1	
38	91316-08016-00	BOLT, SOCKET HEAD .....	1	
39	91316-06016-00	BOLT, SOCKET HEAD .....	1	
40	16M-21609-01-00	EMBLEM .....	1	

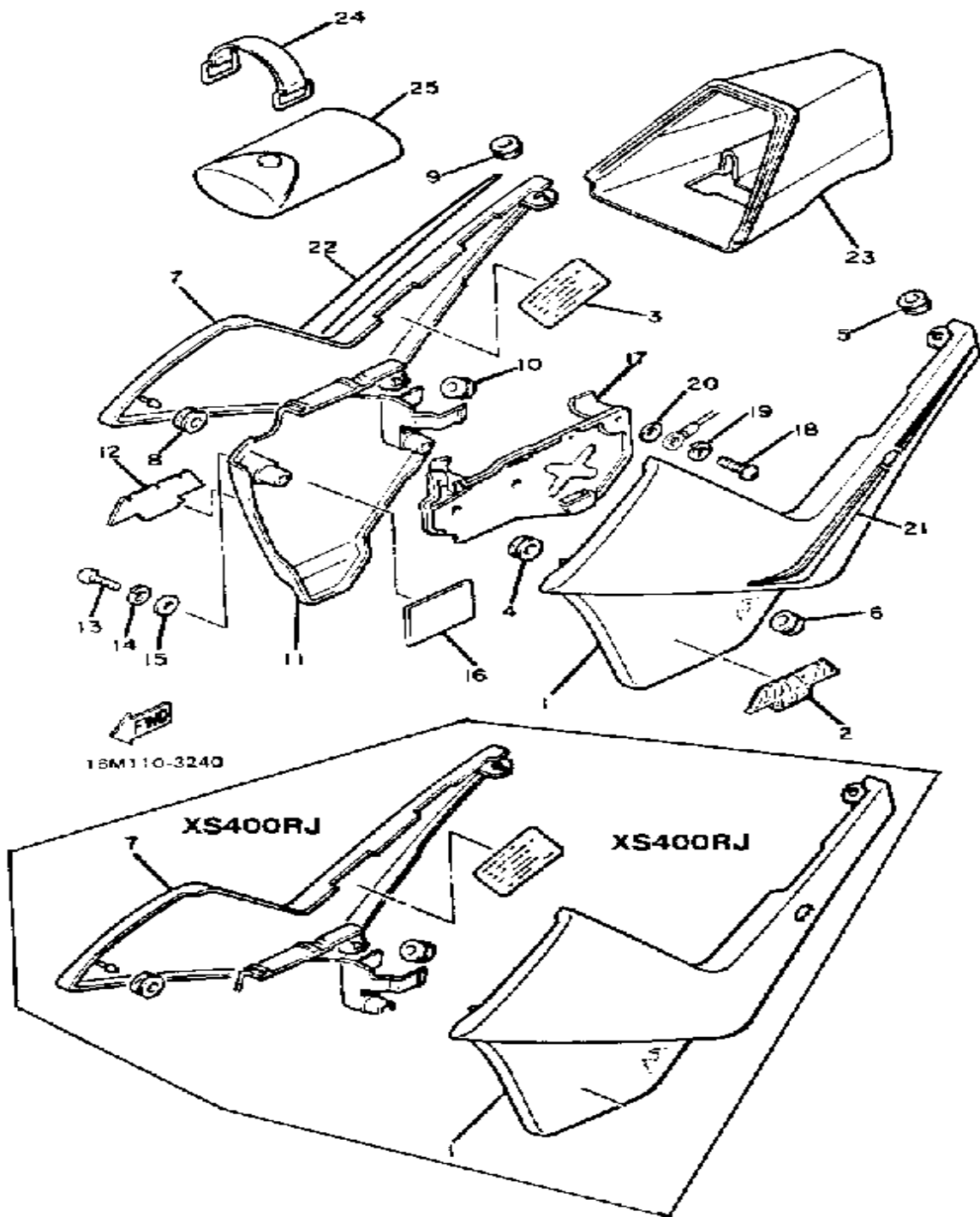
# SIDE COVER - TOOL



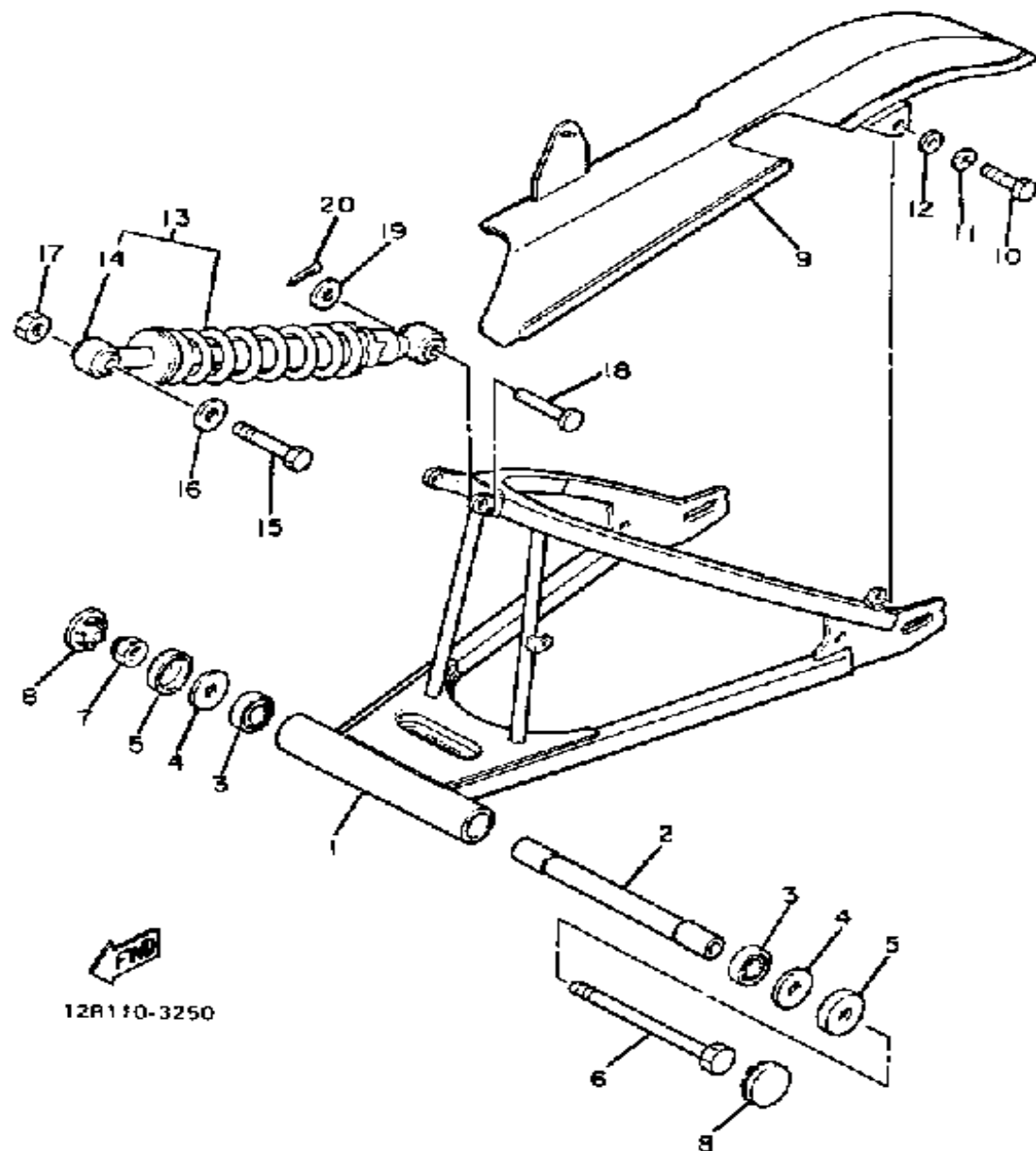
Ref. No.	Part Number	Description	Qty	Remarks
1	(16M-21711-00-8E)	COVER, SIDE 1 .....	1	U.R. STAR BLUE METAL.
	16M-21711-00-6G	COVER, SIDE 1 .....	1	U.R. NEW YAMAHA BLK
	16M-21711-00-EG	COVER, SIDE 1 .....	1	U.R. BRILLIANT RED
2	16M-21781-00-00	EMBLEM 1 .....	1	
3	(12R-21683-00-00)	PLATE, SPEC .....	1	
	(12R-21683-10-00)	PLATE, SPEC .....	1	
4	90480-13398-00	GROMMET .....	1	
5	90480-12053-00	GROMMET .....	1	
6	90480-12296-00	GROMMET .....	1	
7	16M-21721-01-63	COVER, SIDE 2 (16M-21721-00-63) .....	1	U.R. BRILLIANT RED
	16M-21721-01-6G	COVER, SIDE 2 (16M-21721-00-6G) .....	1	U.R. NEW YAMAHA BLK
	16M-21721-01-8E	COVER, SIDE 2 (16M-21721-00-8E) .....	1	U.R. STAR BLUE METAL.
8	90480-13398-00	GROMMET .....	1	
9	90480-12053-00	GROMMET .....	1	
10	90480-12296-00	GROMMET .....	1	
11	12R-28185-01-00	LID .....	1	
12	16M-21782-00-00	EMBLEM 2 .....	1	
13	98506-06035-00	SCREW, PAN HEAD .....	2	
14	92906-06100-00	WASHER, SPRING .....	2	
15	90201-062A8-00	WASHER, PLATE .....	2	
16	12R-21747-00-00	DAMPER .....	1	
17	12R-21243-01-00	PLATE, BRIDGE .....	1	
18	98503-06014-00	SCREW, PAN HEAD (92502-06016) .....	1	

CONTINUED ON NEXT FRAME ➤

# SIDE COVER - TOOL

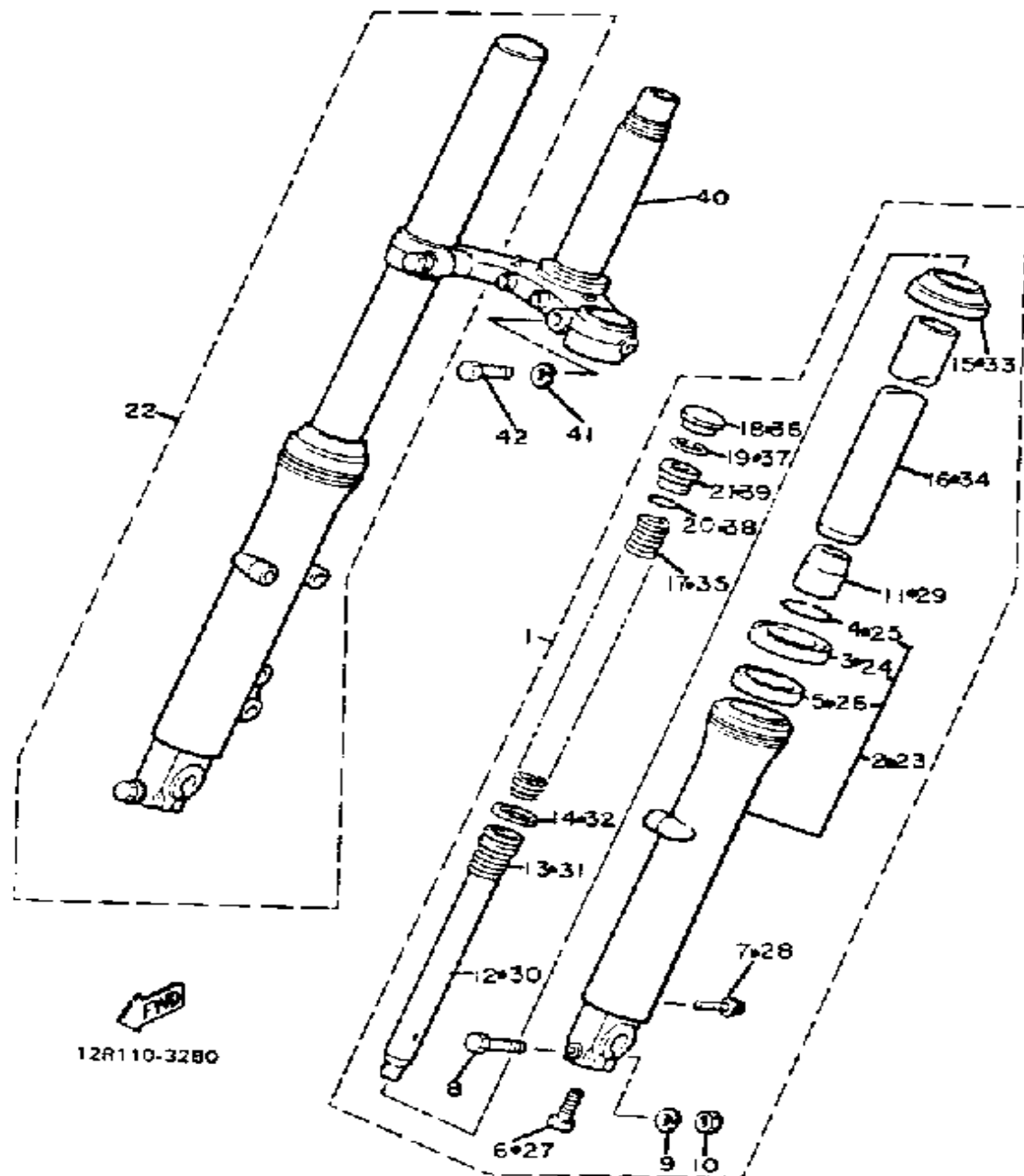


Ref. No.	Part Number	Description	Qty	Remarks
19	92995-06100-00	WASHER, SPRING .....	1	
20	90201-065F3-00	WASHER, PLATE .....	1	
21	16M-2173E-00-00	GRAPHIC .....	1	U.R. FOR BLK
	16M-2173E-10-00	GRAPHIC .....	1	U.R. FOR RED
22	16M-2173F-00-00	GRAPHIC .....	1	U.R. FOR BLK
	16M-2173F-10-00	GRAPHIC .....	1	U.R. FOR RED
23	16M-2177A-00-00	BOX .....	1	
24	122-82131-00-00	BAND, BATTERY .....	1	
25	1AA-W2810-00-00	TOOL KIT .....	1	



# SWING ARM - REAR SHOCKS

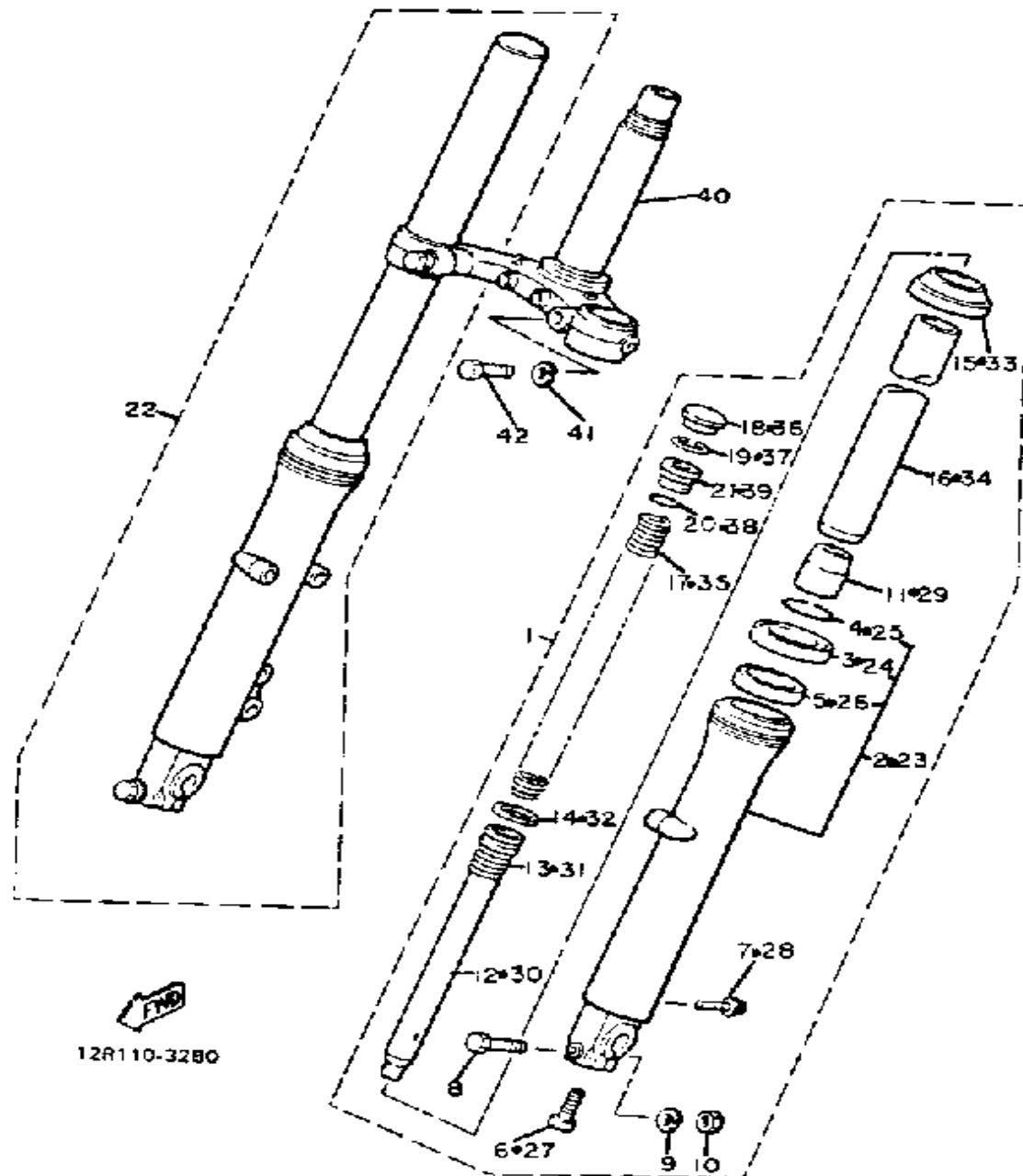
Ref. No.	Part Number	Description	Qty	Remarks
1	12R-22110-00-35	REAR ARM .....	1	SILVER
2	12R-22184-00-00	BUSH .....	1	
4	90201-222F4-00	WASHER, PLATE .....	2	U.R.
	90201-222F5-00	WASHER, PLATE .....	2	U.R.
	90201-222F6-00	WASHER, PLATE .....	2	U.R.
5	322-22128-01-00	COVER, THRUST 1 .....	2	
6	12R-22141-00-00	SHAFT, PIVOT .....	1	
7	90185-14070-00	NUT, SELF-LOCKING .....	1	
8	12R-2219X-00-00	COVER .....	2	
9	16M-22311-00-00	CASE, CHAIN .....	1	
	93317-22204-00	BEARING .....	2	
10	(97326-06014-00)	BOLT, HEXAGON .....	2	
11	92906-06100-00	WASHER, SPRING .....	2	
12	92906-06600-00	WASHER .....	2	
13	16M-22210-00-00	SHK/ABS ASSEMBLY, REAR .	1	
14	1YW-22216-00-00	. BUSH, RR SHOCK ABS .....	2	
15	90109-10654-00	BOLT .....	1	
16	90201-102G9-00	WASHER, PLATE .....	1	
17	95601-10100-00	NUT, U (95602-10100-00) .....	1	
18	90240-12091-00	PIN, CLEVIS .....	1	
19	92990-12600-00	WASHER, PLATE .....	1	
20	91401-30030-00	PIN, COTTER .....	1	



# FRONT FORK

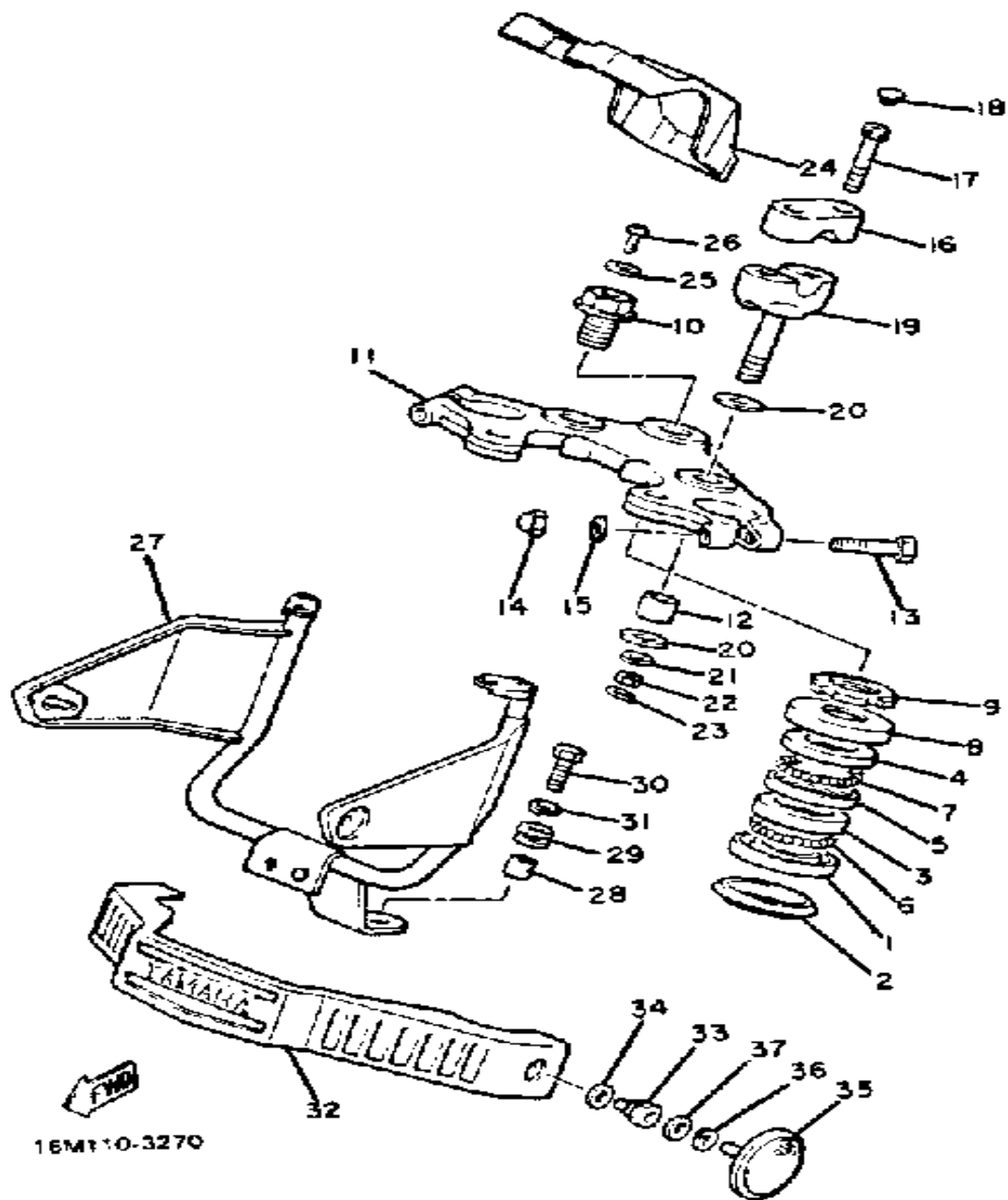
Ref. No.	Part Number	Description	Qty	Remarks
1	16M-23102-00-00	FRONT FORK ASSEMBLY L (L.H.)	1	
2	51R-23126-00-38	. FORK UNIT ASSEMBLY 1 (12R-23130-00)	1	
3	1UA-23145-00-00	.. OIL SEAL	1	
4	34X-23156-00-00	.. CLIP, OIL SEAL	1	
5	12R-23135-00-00	.. METAL, SLIDE 2	1	
6	3M7-23181-00-00	. BOLT, HEX SCKT HEAD	1	
7	2A6-23119-00-00	. PLUG, DRAIN	1	
8	97321-08055-00	. BOLT, HEXAGON	1	
9	92990-08100-00	. WASHER	1	
10	95333-08600-00	. NUT	1	
11	10V-23166-00-00	. SPACER, OIL LOCK	1	
12	(16M-23171-00-00)	PISTON, FRONT FORK	1	
13	10M-23151-00-00	. SPRING, REBOUND	1	
14	1T4-23157-01-00	. RING, PISTON FRTRFRK (2F3-23157-00)	1	
15	1UA-23144-00-00	. SEAL, DUST	1	
16	12R-23110-00-00	. INNER TUBE 1	1	
17	(12E-23141-00-00)	SPRING, FRONT FORK	1	
18	1J3-23168-00-00	. CAP, FRONT FORK	1	
19	1J3-23183-01-00	. CIRCLIP	1	
20	2F3-23114-00-00	. GASKET	1	
21	1T4-23111-00-00	. BOLT, CAP	1	
22	16M-23103-00-00	FRONT FORK ASSEMBLY R (R.H.)	1	
23	51R-23136-00-38	. FORK UNIT ASSEMBLY 2 (12R-23140-00)	1	
24	1UA-23145-00-00	.. OIL SEAL	1	
25	34X-23156-00-00	.. CLIP, OIL SEAL	1	

CONTINUED ON NEXT FRAME ➤



## FRONT FORK

Ref. No.	Part Number	Description	Qty	Remarks
26	12R-23135-00-00	. . METAL, SLIDE 2 . . . . .	1	
27	3M7-23181-00-00	. BOLT, HEX SCKT HEAD . . . .	1	
28	2A6-23119-00-00	. PLUG, DRAIN . . . . .	1	
29	10V-23166-00-00	. SPACER, OIL LOCK . . . . .	1	
30	(16M-23171-00-00)	PISTON, FRONT FORK . . . . .	1	
31	10M-23151-00-00	. SPRING, REBOUND . . . . .	1	
32	1T4-23157-01-00	. RING, PISTON FRTRK (2F3-23157-00) . . . . .	1	
33	1UA-23144-00-00	. SEAL, DUST . . . . .	1	
34	12R-23110-00-00	. INNER TUBE 1 . . . . .	1	
35	(12E-23141-00-00)	SPRING, FRONT FORK . . . . .	1	
36	1J3-23168-00-00	. CAP, FRONT FORK . . . . .	1	
37	1J3-23183-01-00	. CIRCLIP . . . . .	1	
38	2F3-23114-00-00	. GASKET . . . . .	1	
39	1T4-23111-00-00	. BOLT, CAP . . . . .	1	
40	12E-23340-30-00	UNDER BRACKET (12R-23340-01-90) . . . . .	1	BLACK
41	92901-12100-00	WASHER, SPRING . . . . .	2	
42	7JY-23471-00-00	BOLT . . . . .	2	



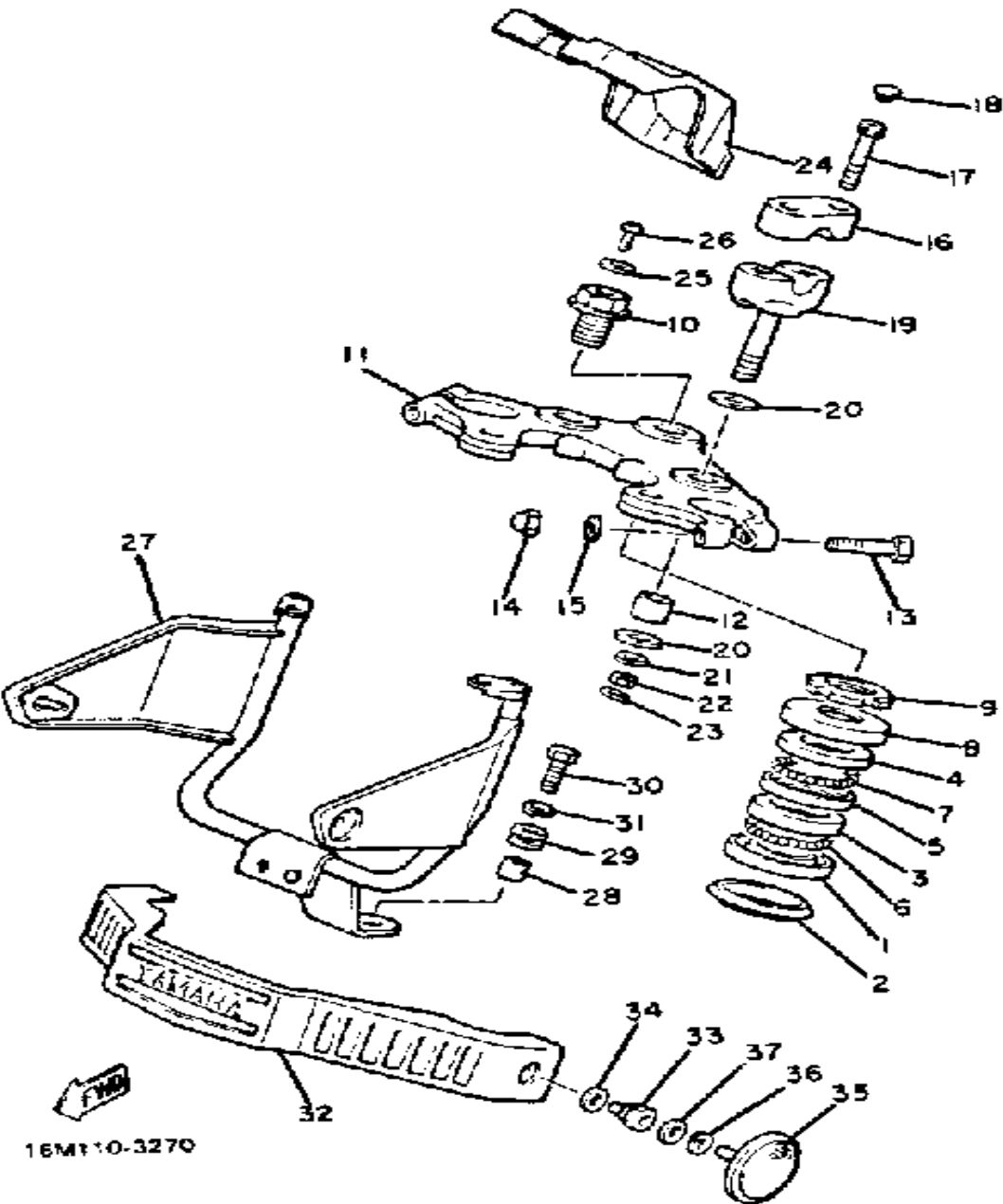
# STEERING

Ref. No.	Part Number	Description	Qty	Remarks
1	156-23411-00-00	RACE, BALL 1 .....	1	
2	164-23462-00-00	SEAL, STEERING .....	1	
3	156-23412-00-00	RACE, BALL 2 .....	1	
4	183-23411-00-00	RACE, BALL 1 .....	1	
5	183-23412-00-00	RACE, BALL 2 .....	1	
6	93501-04011-00	BALL .....	19	
7	93501-04011-00	BALL .....	19	
8	4K0-23415-00-00	COVER, BALL RACE 1 .....	1	
9	90179-25495-00	NUT, SPEC'L SHAPE .....	1	
10	90109-14602-00	BOLT .....	1	
11	12R-23435-00-98	CROWN, HANDLE .....	1	LOW GLOSS BLK
12	3Y6-23434-00-00	HOLDER, DAMPER .....	2	
13	97026-08055-00	BOLT .....	2	
14	95306-08800-00	NUT (CROWN) .....	2	
15	92906-08600-00	WASHER .....	2	
16	4H7-23441-00-98	HOLDER, HANDLE UPR .....	2	LOW GLOSS BLK
17	91316-08030-00	BOLT, SOCKET HEAD .....	4	
18	341-23469-00-00	CAP, BOLT .....	4	
19	3Y6-23442-00-98	HOLDER, HANDLE LOWER ...	2	LOW GLOSS BLK
20	90201-100A1-00	WASHER, PLATE .....	4	
21	92990-10100-00	WASHER, SPRING .....	2	
22	95303-10700-00	NUT .....	2	
23	90468-12006-00	CLIP .....	2	
24	16M-26213-00-00	COVER, UPPER .....	1	
25	90201-06075-00	WASHER, PLATE .....	1	
26	98580-06010-00	SCREW, PAN HEAD (92503-06010) .....	1	
27	16M-23174-00-98	STAY, HEADLIGHT .....	1	LOW GLOSS BLK
28	90387-06388-00	COLLAR .....	1	

CONTINUED ON NEXT FRAME ➤

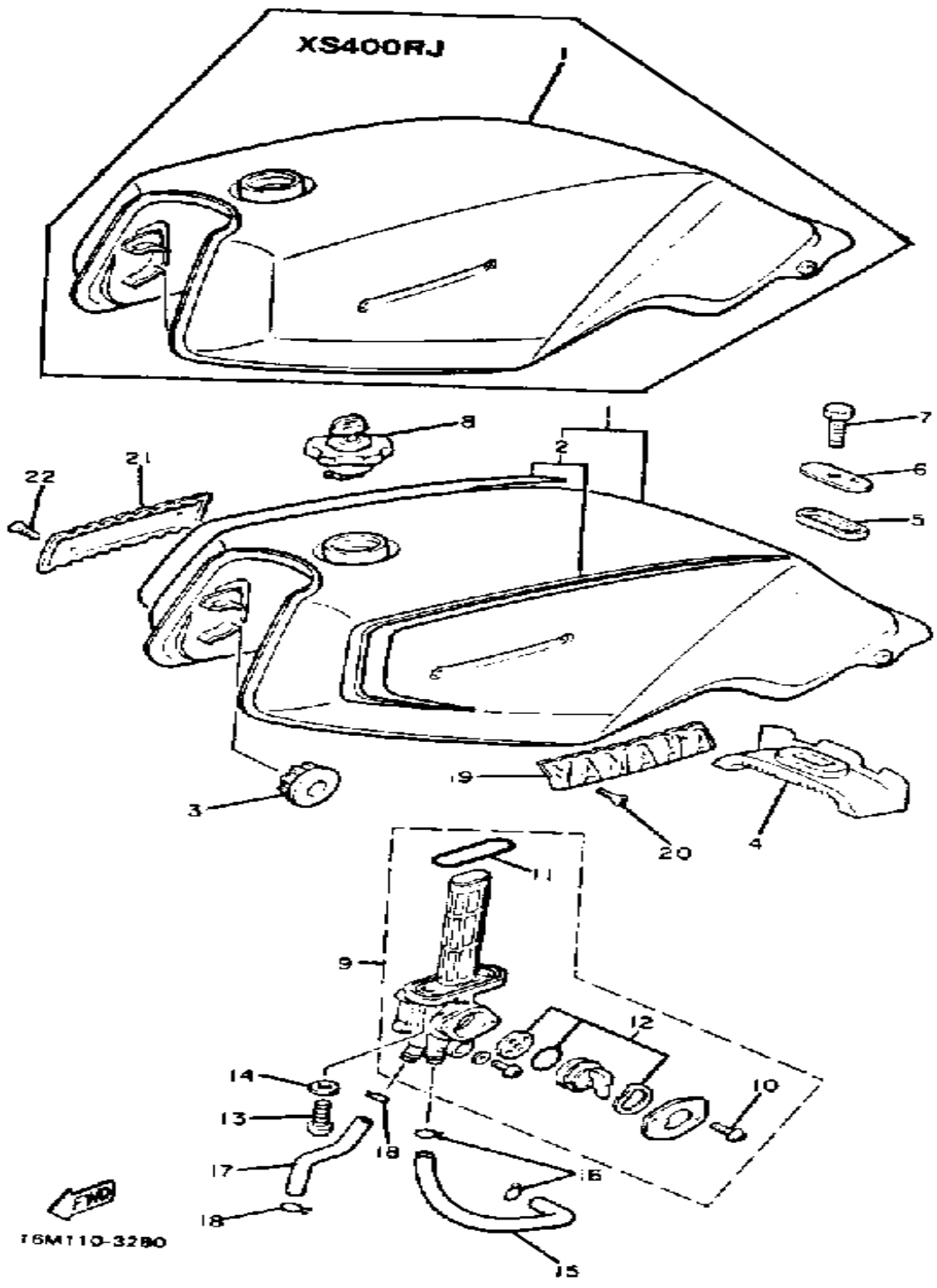


# STEERING

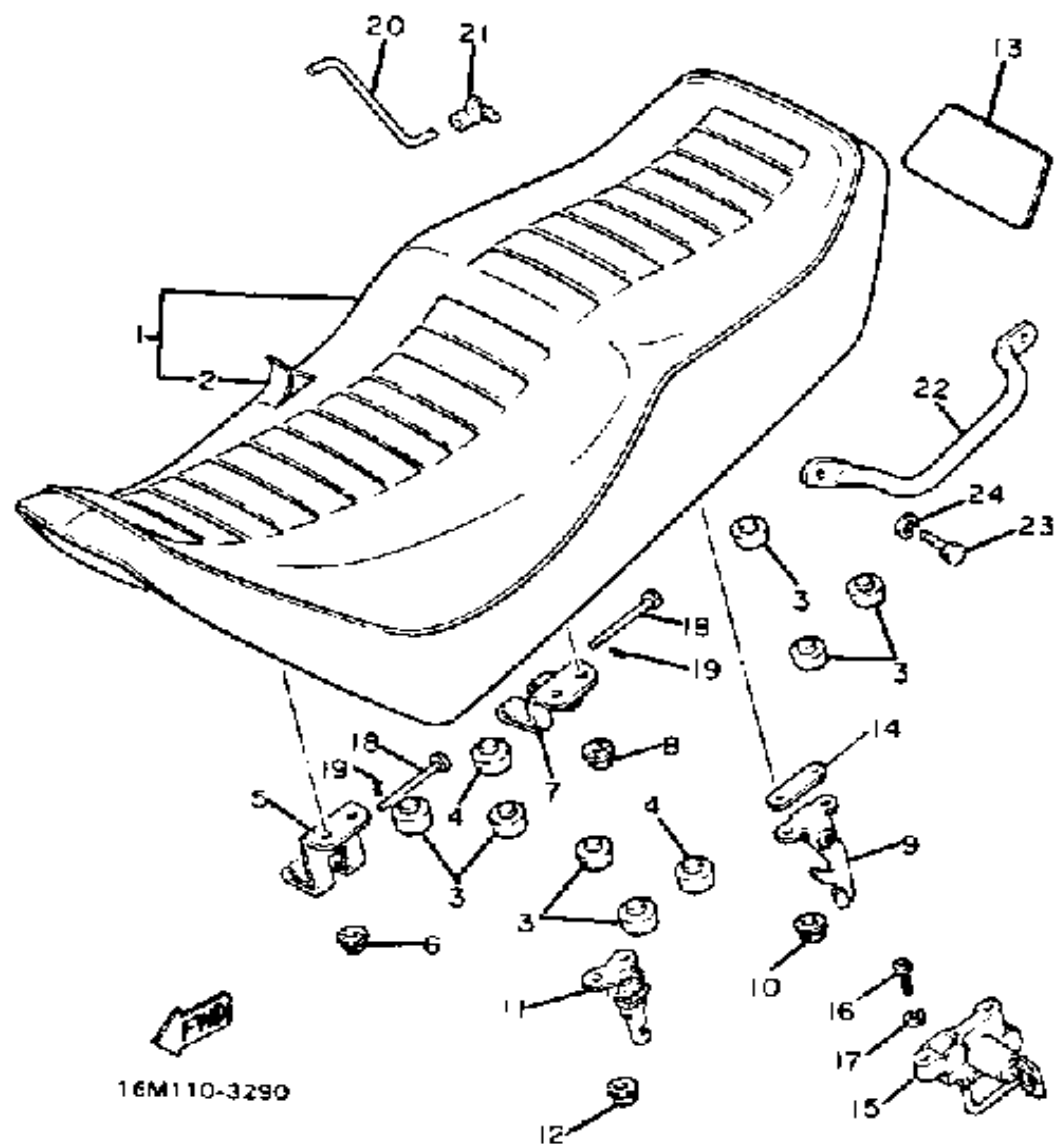


Ref. No.	Part Number	Description	Qty	Remarks
29	90480-14023-00	GROMMET .....	1	
30	97016-06025-00	BOLT .....	1	
31	92906-06100-00	WASHER, SPRING .....	1	
32	16M-23122-01-00	COVER, OUTER 1 .....	1	
33	90109-06583-00	BOLT .....	2	
34	92990-10200-00	WASHER, PLAIN .....	2	
35	355-85111-01-00	REFLECTOR, FRONT 1 .....	2	
36	92990-05100-00	WASHER, SPRING .....	2	
37	92990-05200-00	WASHER, PLAIN .....	2	

FUEL TANK



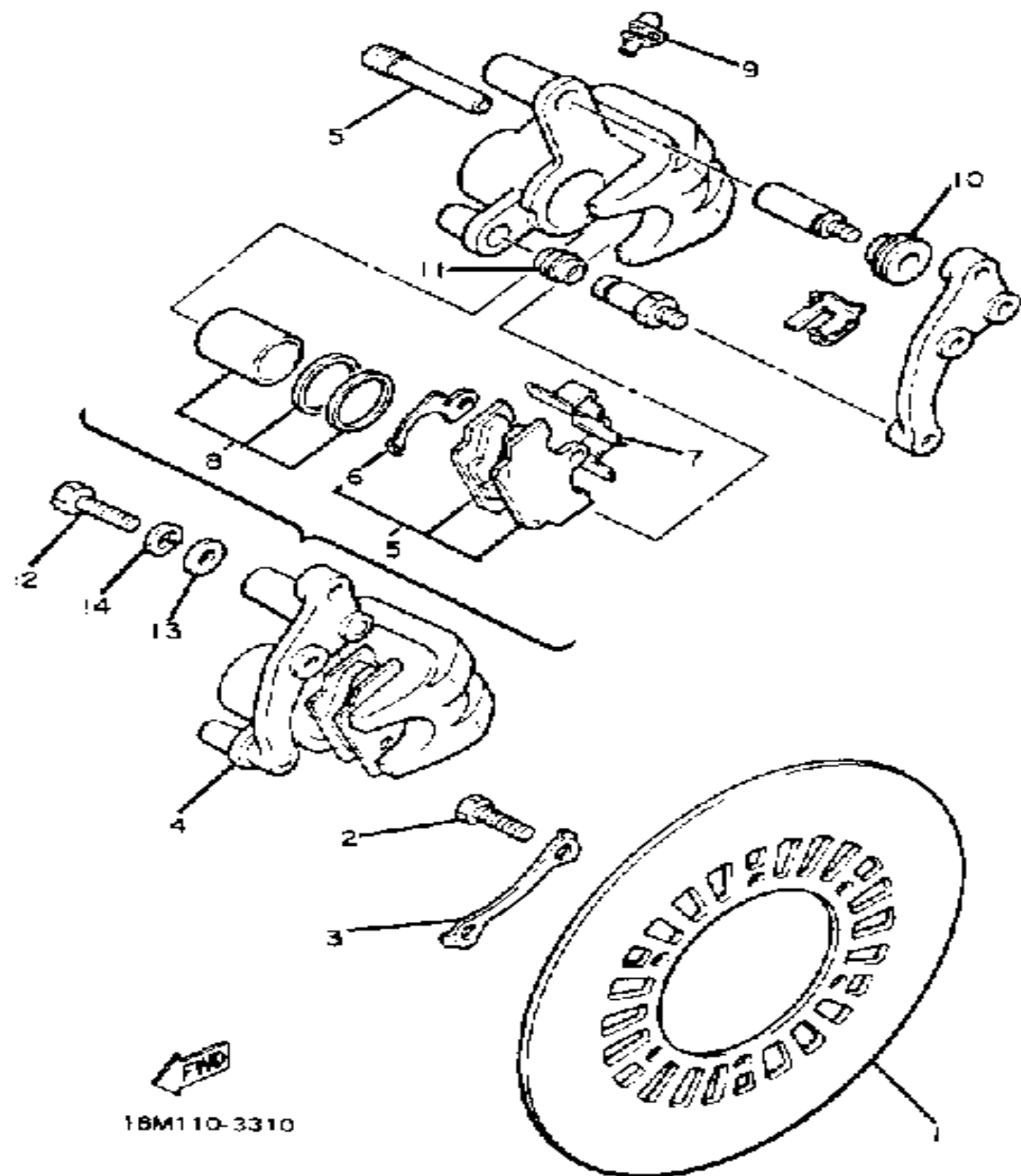
Ref. No.	Part Number	Description	Qty	Remarks
1	16M-24110-00-01	FUEL TANK .....	1	U.R. NEW YAMAHA BLK
	16M-24110-00-63	FUEL TANK .....	1	U.R. BRILLIANT RED
	16M-24110-00-8E	FUEL TANK .....	1	U.R. STAR BLUE METAL.
2	16M-24240-00-00	. GRAPHIC SET .....	1	U.R. FOR BLK
	16M-24240-10-00	. GRAPHIC SET .....	1	U.R. FOR RED
3	4H7-24181-00-00	DAMPER, LOCATING 1 .....	2	
4	(16M-24182-00-00)	DAMPER, LOCATING 2 .....	1	
5	3Y6-24183-00-00	DAMPER, LOCATING 3 .....	1	
6	12R-24186-00-00	WASHER, SPECIAL .....	1	
7	97313-08030-00	BOLT, HEXAGON .....	1	
8	11H-24602-03-00	CAP ASSEMBLY .....	1	
9	16M-24500-01-00	FUEL COCK ASSEMBLY 1 (16M-24500-00) .....	1	
10	98580-03008-00	. SCREW, PAN HEAD .....	2	
11	2W6-24512-00-00	. O-RING .....	1	
12	10L-W0092-00-00	. FUEL COCK VLV SET .....	1	
13	90149-06011-00	SCREW .....	2	
14	90202-05187-00	WASHER, PLATE .....	2	
15	90445-11626-00	HOSE .....	1	
16	90467-10008-00	CLIP .....	2	
17	90445-09661-00	HOSE .....	1	
18	90467-08003-00	CLIP .....	2	
	90467-08021-00	CLIP .....	2	
19	90152-04006-00	SCREW, COUNTERSUNK ....	1	
20	90152-04006-00	SCREW, COUNTERSUNK ....	2	
21	16M-24162-00-00	EMBLEM 2 .....	1	
22	90152-04006-00	SCREW, COUNTERSUNK ....	2	



## SEAT

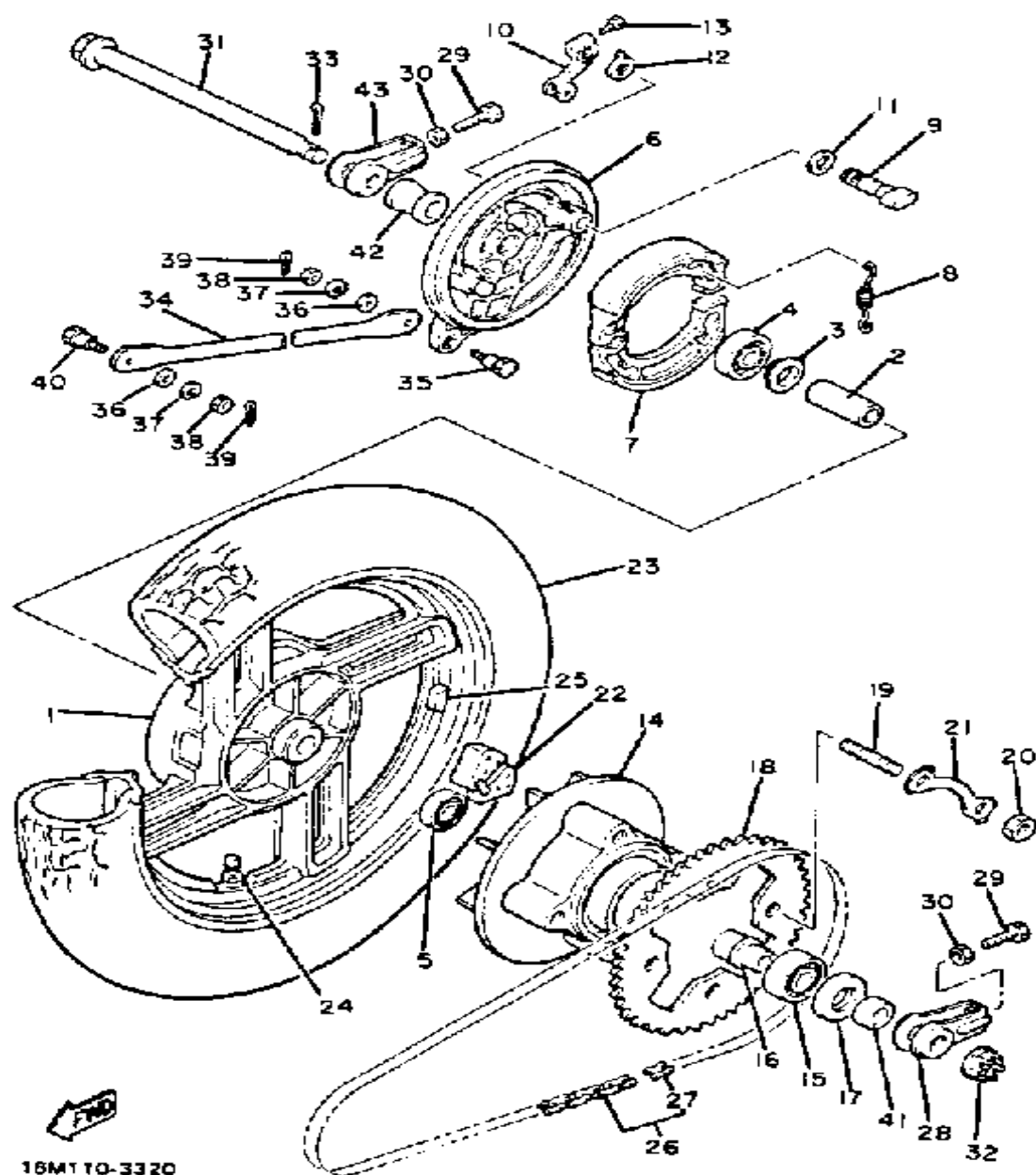
Ref. No.	Part Number	Description	Qty	Remarks
1	17E-W2472-01-00	DOUBLE SEAT ASSEMBLY (16M-W2472-00)	1	
2	16M-24731-01-00	. COVER, DOUBLE SEAT (16M-24731-00)	1	
3	116-24741-00-00	PAD, SEAT	7	
4	371-27114-00-00	STOPPER, MAIN STAND	2	
5	(16M-24726-00-00)	HINGE, SEAT	1	
6	95701-06500-00	NUT, FLANGE	2	
7	(16M-24769-00-00)	HINGE, SEAT	1	
8	95701-06500-00	NUT, FLANGE	2	
9	4K0-24760-00-00	SEAT LEVER ASS'Y	1	
10	95701-06500-00	NUT, FLANGE	2	
11	4K0-24728-00-00	BRACKET, SEAT	1	
12	95701-06500-00	NUT, FLANGE	2	
13	(16M-24714-00-00)	STOPPER, CUSHION	1	
14	(16M-24746-00-00)	WASHER, SEAT	1	
15	4K0-24705-00-00	SEAT LOCK ASS'Y (11H-24705-00)	1	
16	98580-06012-00	SCREW, PAN HEAD	2	
17	92995-06100-00	WASHER, SPRING	2	
18	91701-05055-00	PIN, CLEVIS	2	
19	90468-10050-00	CLIP	2	
20	4K0-24768-01-00	STOPPER	1	
21	1J7-24718-00-00	BRACKET, SEAT	1	
22	16M-21165-00-00	HANDLE, STANDING	1	
23	97016-08016-00	BOLT	2	
24	92906-08100-00	WASHER, SPRING	2	





## FRONT BRAKE CALIPER

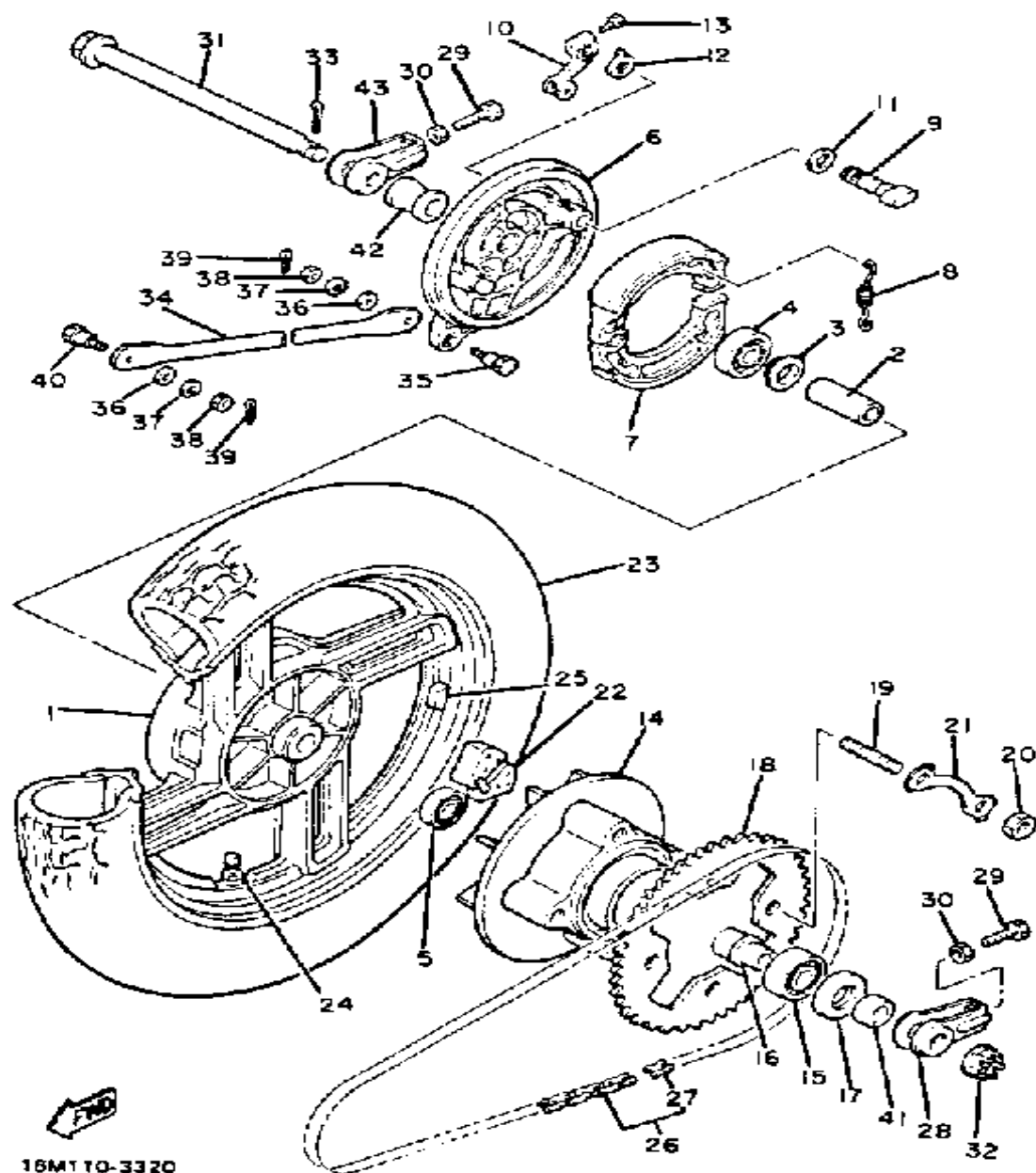
Ref. No.	Part Number	Description	Qty	Remarks
1	11U-25831-00-00	DISC, BRAKE .....	1	
2	90101-08312-00	BOLT .....	6	
3	11H-25834-00-00	WASHER, lock .....	3	
4	29L-2580U-00-00	CALIPER ASSEMBLY (11H-25810-01) (RIGHT) .....	1	
5	43F-W0045-01-00	. BRAKE PAD KIT, FRO (11H-W0045-00) .....	1	
6	(11H-25827-00-00)	SHIM, CALIPER .....	1	
7	11H-25919-00-00	SUPPORT, PAD .....	1	
8	4X8-W0057-00-00	. PISTON ASSEMBLY, CALIPER	1	
9	51L-W0048-30-00	. UNAVAILABLE IN PRICE BOOK (404-W0048-30) .....	1	
10	4X8-25917-00-00	. BOOT, CALIPER .....	1	
11	5R2-25937-00-00	. BOOT 2 .....	1	
12	90105-10638-00	BOLT, WASHER BASED .....	2	
13	92990-10200-00	WASHER, PLAIN .....	2	
14	92990-10100-00	WASHER, SPRING .....	2	



## REAR WHEEL

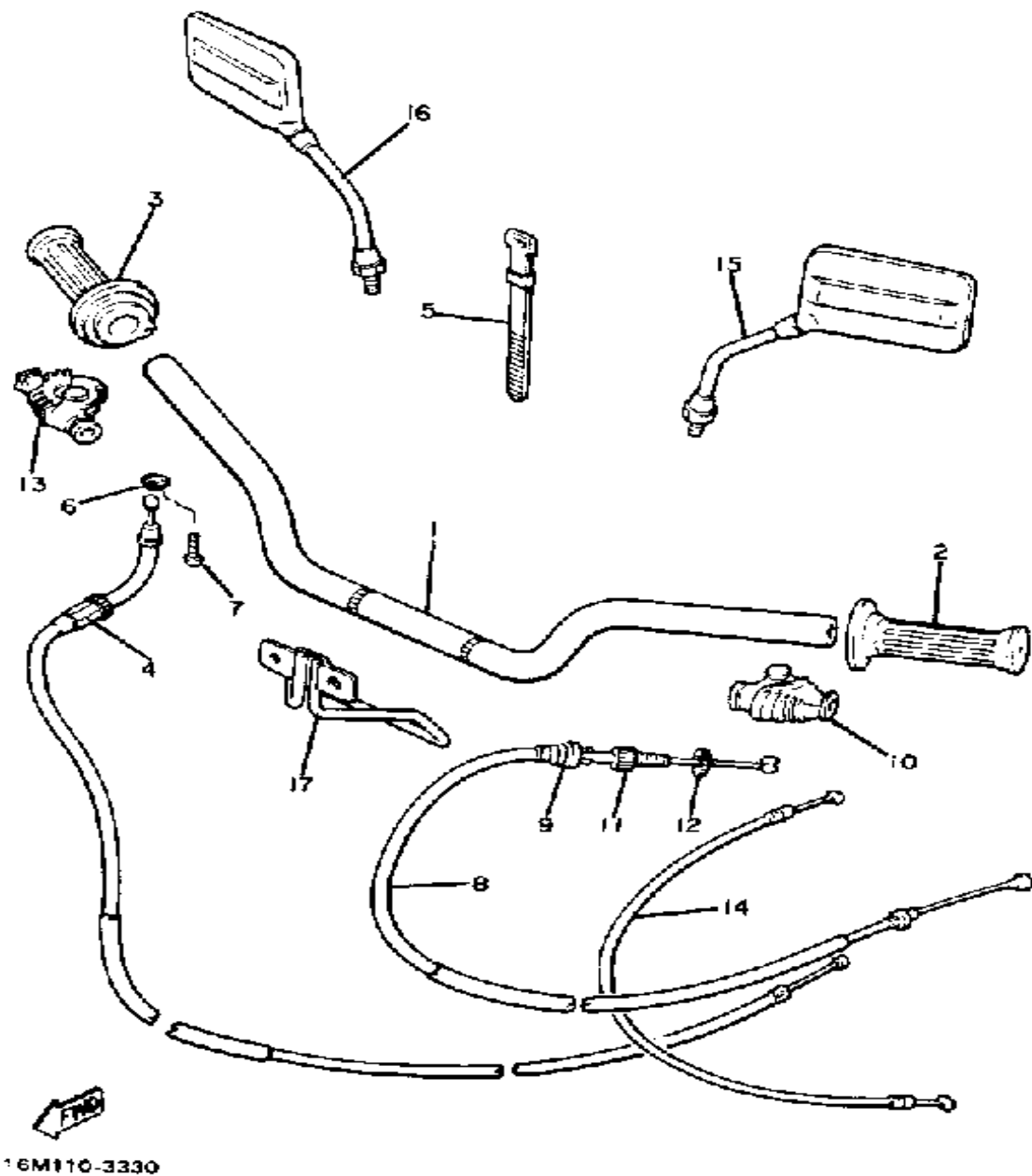
Ref. No.	Part Number	Description	Qty	Remarks
1	(16M-25338-29-98)	WHEEL, CAST REAR .....	1	LOW GLOSS BLK
2	90560-17125-00	SPACER .....	1	
3	146-25315-00-00	FLANGE, SPACER .....	1	
4	93306-30309-00	BEARING .....	1	
5	93306-20310-00	BEARING .....	1	
6	4G0-25321-00-38	PLATE, BRAKE SHOE .....	1	
7	4G0-W2536-00-00	BRAKESHOE SET-2PCS .....	2	
8	90507-20002-00	SPRING, TENSION .....	2	
9	4R4-25351-00-00	CAMSHAFT .....	1	
10	4V8-25355-00-00	LEVER, CAMSHAFT .....	1	
11	148-25353-00-00	SHIM, CAMSHAFT .....	1	
12	3Y6-2533A-01-00	PLATE, INDICATOR .....	1	
13	90101-06291-00	BOLT .....	1	
14	12R-25366-00-39	CLUTCH, HUB (12R-25366-00-38) .....	1	CLEAR BUFFING
15	93306-30416-00	BEARING (B6304RS) .....	1	
16	90387-176A0-00	COLLAR .....	1	
17	93102-30072-00	OIL SEAL, SD-TYPE .....	1	
18	12R-25438-20-00	SPROCKET, DRIVN 38T (38T) ..	1	
19	90116-10348-00	BOLT, STUD .....	4	
20	95701-10500-00	NUT, FLANGE (95702-10500) ..	4	
21	12R-25412-00-00	WASHER .....	2	
22	4G0-25364-00-00	DAMPER .....	6	
23	(94141-18490-00)	410S18 G508 TL .....	1	BRIDGESTONE
24	93900-00001-00	VALVE, RIM .....	1	BRIDGESTONE
25	1A1-25398-01-00	BALANCER, WHEEL .....	1	U.R.
	1A1-25399-00-00	BALANCER, WHEEL .....	1	U.R.
	2M0-25399-00-00	BALANCER, WHEEL .....	1	U.R.
26	94580-20102-00	DID50HDSS-102L (DID50HDSS 102L) .....	1	

CONTINUED ON NEXT FRAME ➤



## REAR WHEEL

Ref. No.	Part Number	Description	Qty	Remarks
27	94680-20011-00	. JOINT CHAIN .....	1	
28	12R-25388-00-00	PULLER, CHAIN 1 .....	1	
29	90101-08699-00	BOLT .....	2	
30	95303-08700-00	NUT .....	2	
31	12R-25381-00-00	AXLE, WHEEL .....	1	
32	90171-14031-00	NUT, CASTLE .....	1	
33	91401-30030-00	PIN, COTTER .....	1	
34	4G0-25371-00-00	BAR, TENSION .....	1	
35	90109-08406-00	BOLT .....	1	
36	92901-08600-00	WASHER .....	2	
37	92990-08100-00	WASHER .....	2	
38	95303-08700-00	NUT .....	2	
39	91490-20020-00	PIN, COTTER .....	2	
40	90109-08368-00	BOLT .....	1	
41	90387-175A9-00	COLLAR .....	1	
42	148-25383-00-00	COLLAR, WHEEL .....	1	
43	12R-25389-00-00	PULLER, CHAIN 2 .....	1	



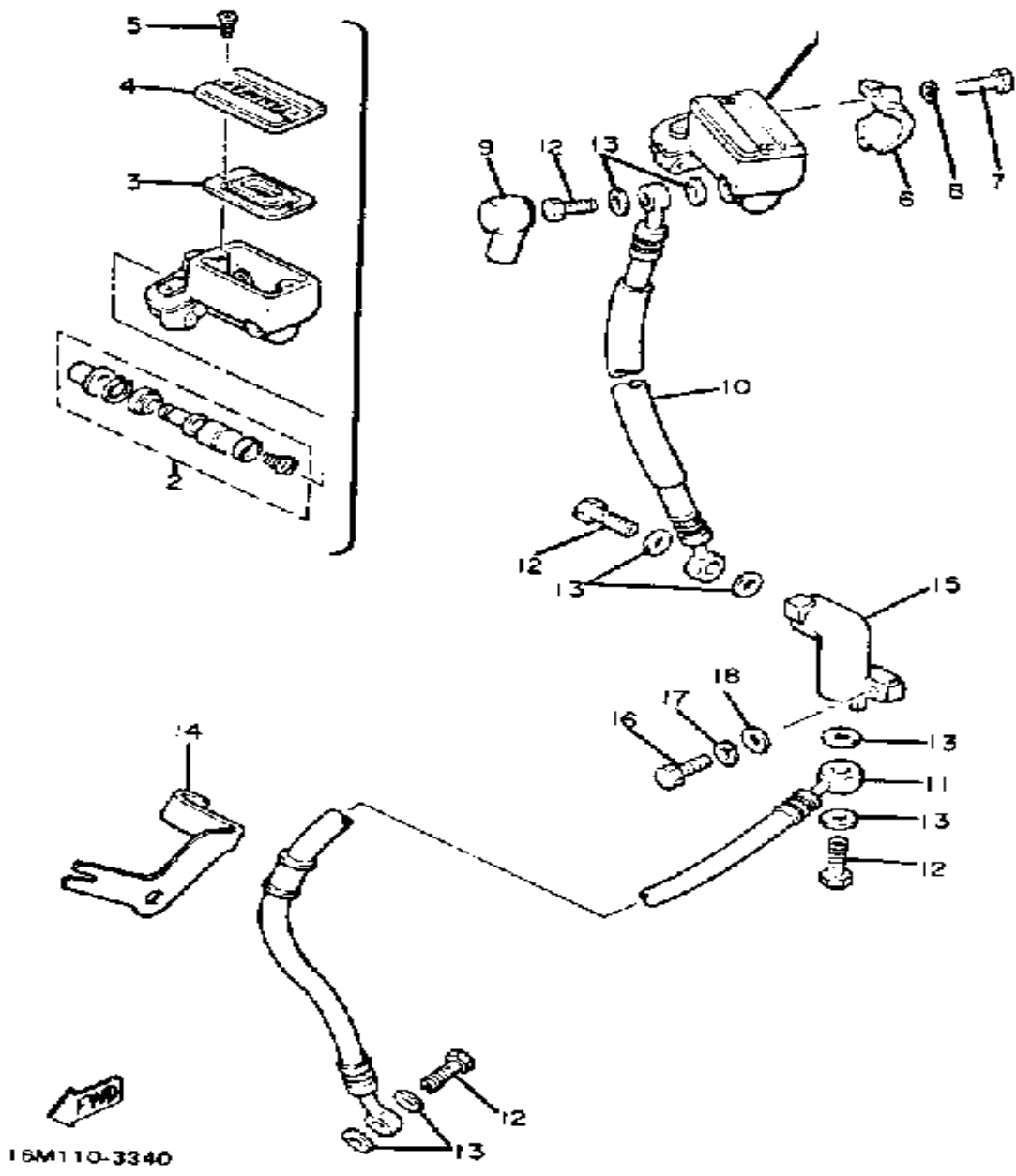
# HANDLEBAR - CABLE

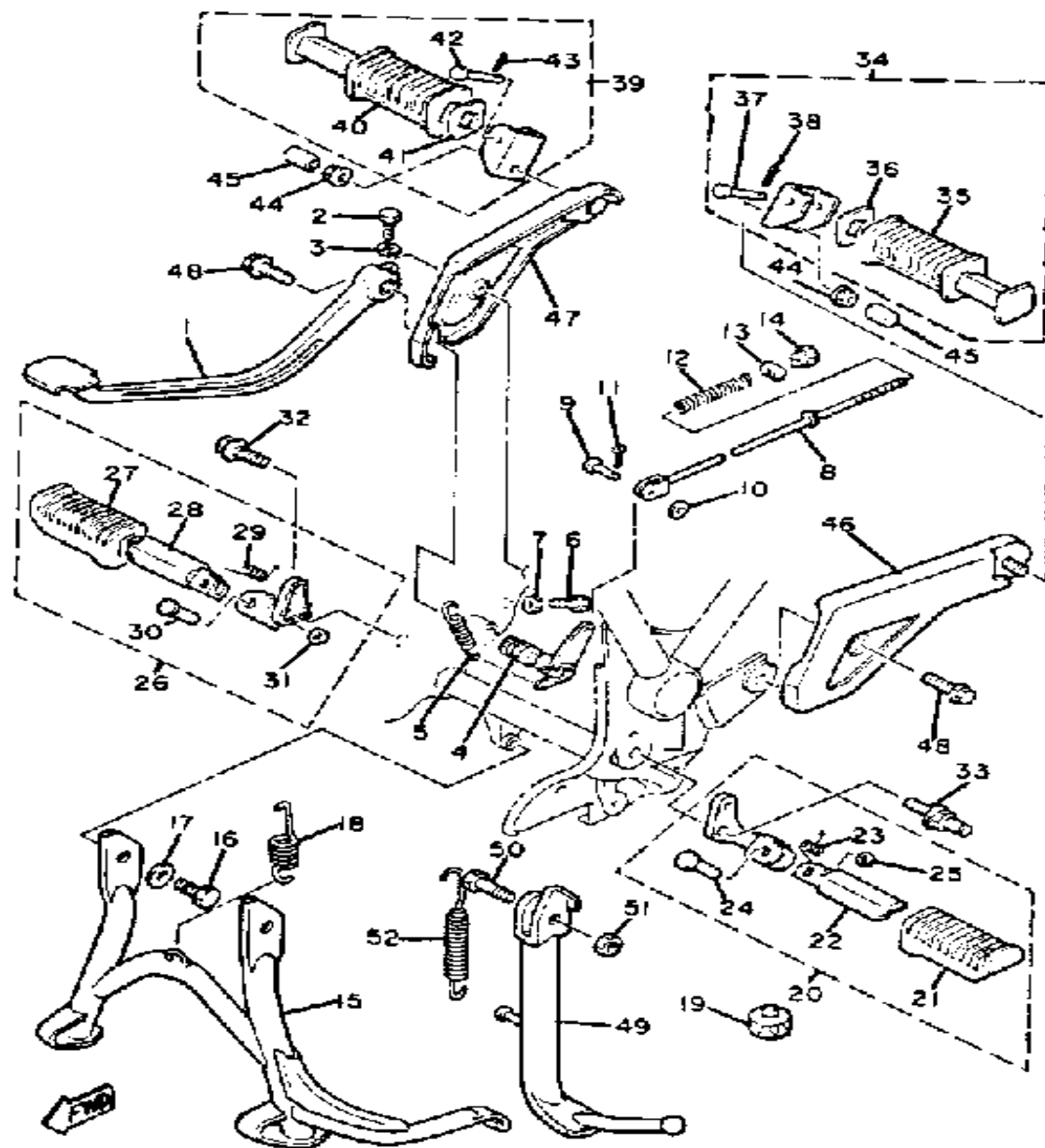
Ref. No.	Part Number	Description	Qty	Remarks
1	1JN-26111-01-00	HANDLE BAR .....	1	
2	5G2-26241-00-00	GRIP LH (L.H) .....	1	
3	5G2-26240-00-00	GRIP ASSEMBLY .....	1	
4	16M-26311-00-00	CABLE, THROTTLE 1 .....	1	
5	(12R-26397-00-00)	BAND .....	1	
6	5H0-26393-00-00	HOLDER .....	1	
7	98506-05008-00	SCREW, PAN HEAD .....	1	
8	16M-26335-00-00	CABLE, CLUTCH .....	1	
9	1E6-26342-00-00	BOOT, CABLE .....	1	
10	11H-26372-00-00	COVER, HANDLE LEVER ....	1	
11	90123-08046-00	BOLT .....	1	
12	90179-08148-00	NUT .....	1	
13	1T5-26372-00-00	COVER, HANDLE LEVER ....	1	
14	16M-26331-00-00	CABLE, STARTER 1 .....	1	
15	11U-26290-11-00	MIRROR ASSEMBLY LH (L.H.)	1	
16	11U-26290-80-00	MIRROR ASSEMBLY RH (R.H.)	1	
	(11U-26290-01)	.....	1	
17	(16M-26399-00-00)	GUIDE, CABLE .....	1	



# FRONT MASTER CYLINDER

Ref. No.	Part Number	Description	Qty	Remarks
1	2RJ-25870-00-00	MSTR.CYLINDER.SUB ASSEMBLY.ASSEMBLY .....	1	
2	23L-W0041-00-00	. CYLINDER KIT, MASTR .....	1	
3	4L0-25854-00-00	. DIAPHRAGM, RESERVOIR ..	1	
4	4H7-25852-00-00	. CAP, RESERVOIR .....	1	
5	98706-04012-00	. SCREW, FLAT HEAD .....	2	
6	4L0-25867-00-00	BRACKET, MASTER CYLINDER	1	
7	97016-06025-00	BOLT .....	2	
8	92906-06100-00	WASHER, SPRING .....	2	
9	4L0-25862-00-00	BOOT, MASTER CYLINDER ...	1	
10	16M-25872-00-00	HOSE, BRAKE 1 .....	1	
11	16M-25873-00-00	HOSE, BRAKE 2 .....	1	
12	90401-10034-00	BOLT, UNION .....	4	
13	90201-10118-00	WASHER, PLATE .....	8	
14	(16M-25875-00-00)	HOLDER, BRKE HOSE 1 .....	1	
15	1J7-25885-01-00	JOINT .....	1	
16	97011-06025-00	BOLT (97001-06025) .....	1	
17	92995-06100-00	WASHER, SPRING .....	1	
18	92901-06600-00	WASHER .....	1	



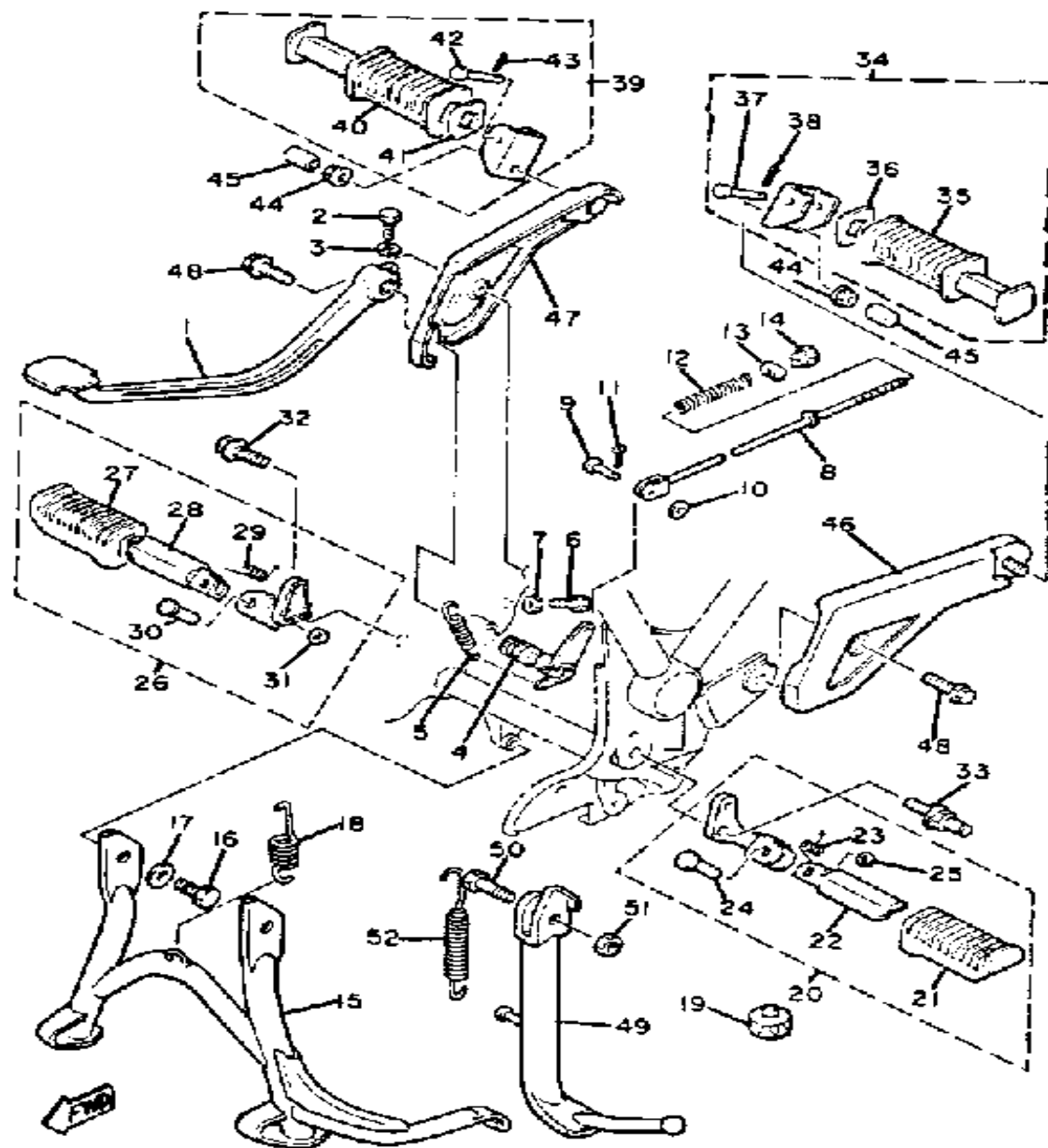


16M110-3350

## STAND - FOOTREST

Ref. No.	Part Number	Description	Qty	Remarks
1	16M-27211-00-93	PEDAL, BRAKE .....	1	CHROME PLATED
2	90109-06468-00	BOLT .....	1	
3	92995-06100-00	WASHER, SPRING .....	1	
4	16M-27212-00-00	SHAFT, BRAKE PEDAL .....	1	
5	90506-20192-00	SPRING, TENSION .....	1	
6	90101-06478-00	BOLT, HEX. ....	1	
7	90170-06184-00	NUT, HEXAGON .....	1	
8	16M-27231-00-00	ROD, BRAKE .....	1	
9	90240-06103-00	PIN, CLEVIS .....	1	
10	92990-06200-00	WASHER .....	1	
11	91490-20020-00	PIN, COTTER .....	1	
12	90501-10245-00	SPRING, COMPRESSION .....	1	
13	90249-12008-00	PIN .....	1	
14	90179-06411-00	NUT .....	1	
15	12R-27111-00-R4	STAND, MAIN .....	1	BLACK
16	97011-10016-00	BOLT, HEXAGON .....	2	
17	90201-10752-00	WASHER, PLATE .....	2	
18	90506-45278-00	SPRING, TENSION .....	1	
19	371-27114-00-00	STOPPER, MAIN STAND .....	1	
20	16M-27410-00-R4	FRT FOOTREST ASSEMBLY L (L.H) .....	1	BLACK
21	4L0-27423-01-00	. UNAVAILABLE IN PRICE BOOK (1J7-27413-01) .....	1	
22	3CK-27451-00-00	. FOOTREST .....	1	
23	90508-20023-00	. SPRING, TORSION .....	1	
24	90243-08006-00	. PIN .....	1	
25	90201-06042-00	. WASHER, PLATE .....	1	
26	16M-27423-00-R4	UNAVAILABLE IN PRICE BOOK .....	1	BLACK
27	4L0-27423-00-00	. COVER, FOOTREST .....	1	

CONTINUED ON NEXT FRAME ►



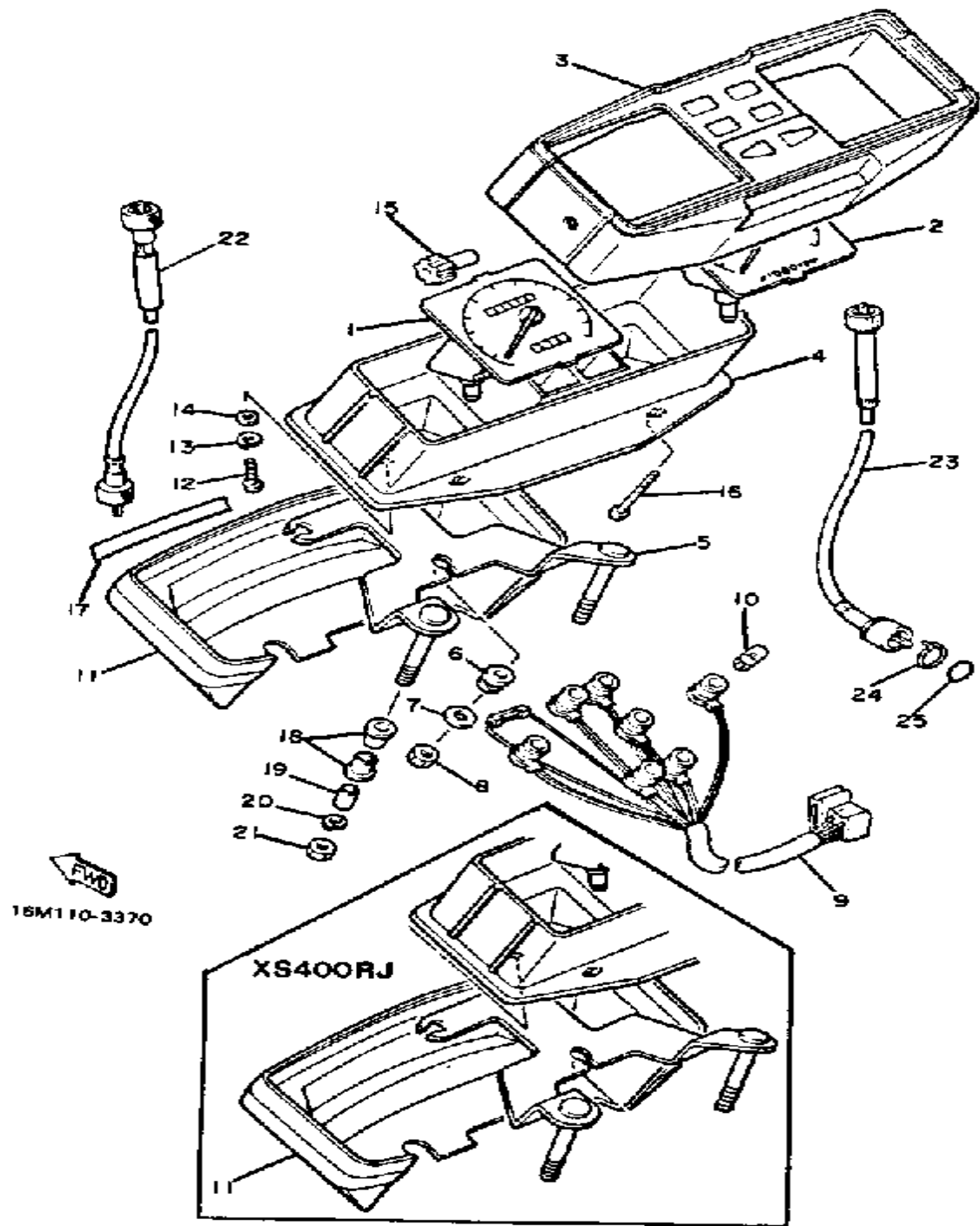
16M110-3350

## STAND - FOOTREST

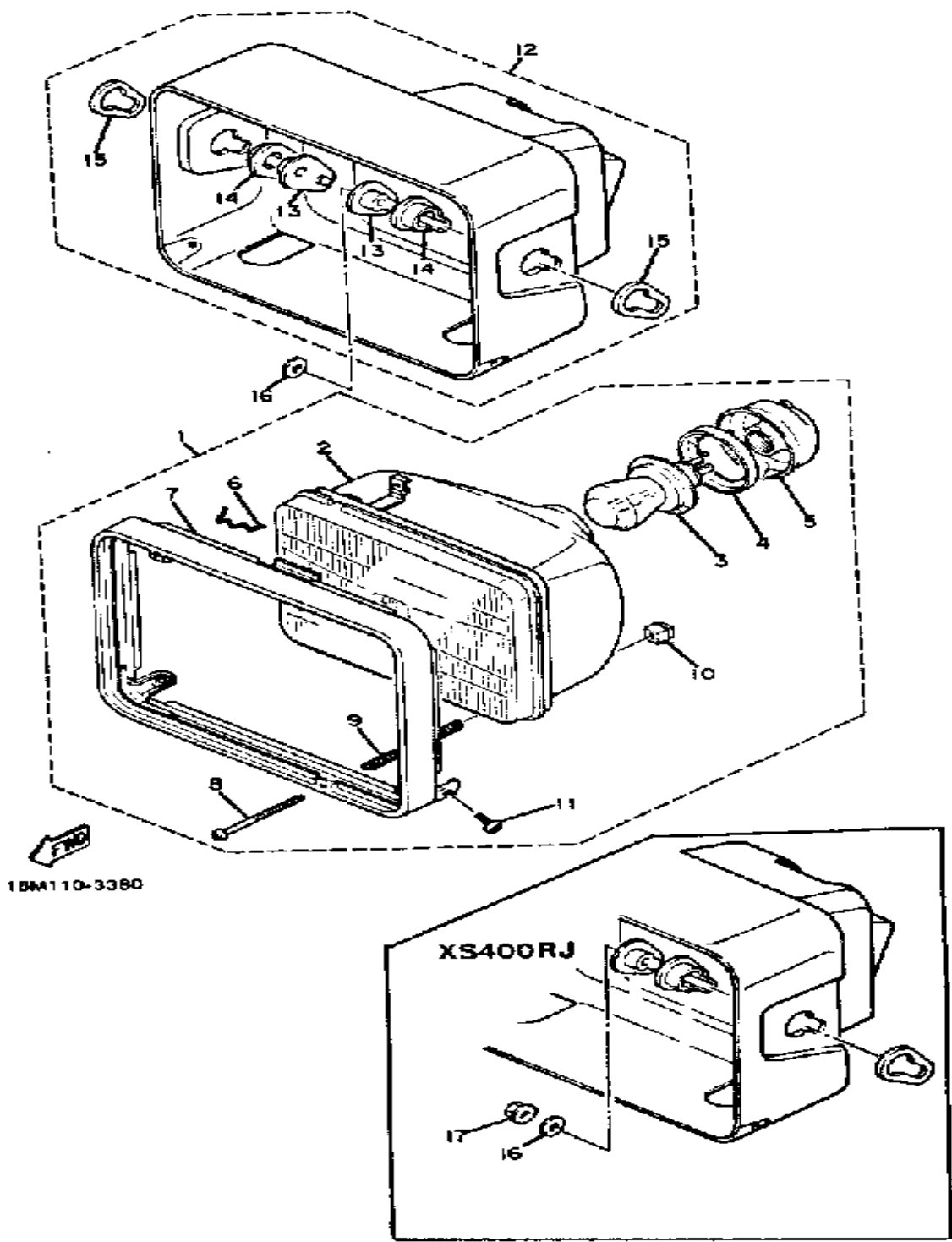
Ref. No.	Part Number	Description	Qty	Remarks
28	3N6-27461-00-00	. FOOTREST .....	1	
29	90508-20023-00	. SPRING, TORSION .....	1	
30	90243-08006-00	. PIN .....	1	
31	90201-06042-00	. WASHER, PLATE .....	1	
32	95821-12030-00	BOLT, FLANGE (91021-12030-00) .....	1	
33	(90109-12663-00)	BOLT .....	1	
34	4G0-27430-00-00	REAR FOOTREST ASS'Y 1 ...	1	
35	447-27433-00-00	. COVER, RR FOOTREST .....	1	
36	90209-18070-00	. WASHER, SPECL SHAP .....	1	
37	90240-06042-00	. PIN, CLEVIS .....	1	
38	91490-16020-00	. PIN, COTTER .....	1	
39	4G0-27440-00-00	REAR FOOTREST ASS'Y 2 ...	1	
40	447-27433-00-00	. COVER, RR FOOTREST .....	1	
41	90209-18070-00	. WASHER, SPECL SHAP .....	1	
42	90240-06042-00	. PIN, CLEVIS .....	1	
43	91490-16020-00	. PIN, COTTER .....	1	
44	95701-10500-00	NUT, FLANGE (95702-10500) ..	2	
45	262-21399-00-00	CAP, TOOL BOX .....	2	
46	(16M-27442-00-93)	BRACKET 2 .....	1	CHROME PLATED
47	(16M-27443-00-93)	BRACKET 3 .....	1	CHROME PLATED
48	95811-06010-00	BOLT, FLANGE .....	2	
49	12R-27311-00-R4	STAND, SIDE .....	1	BLACK
50	90109-10474-00	BOLT .....	1	
51	95303-10700-00	NUT .....	1	
52	90507-29009-00	SPRING, TENSION .....	1	

METER

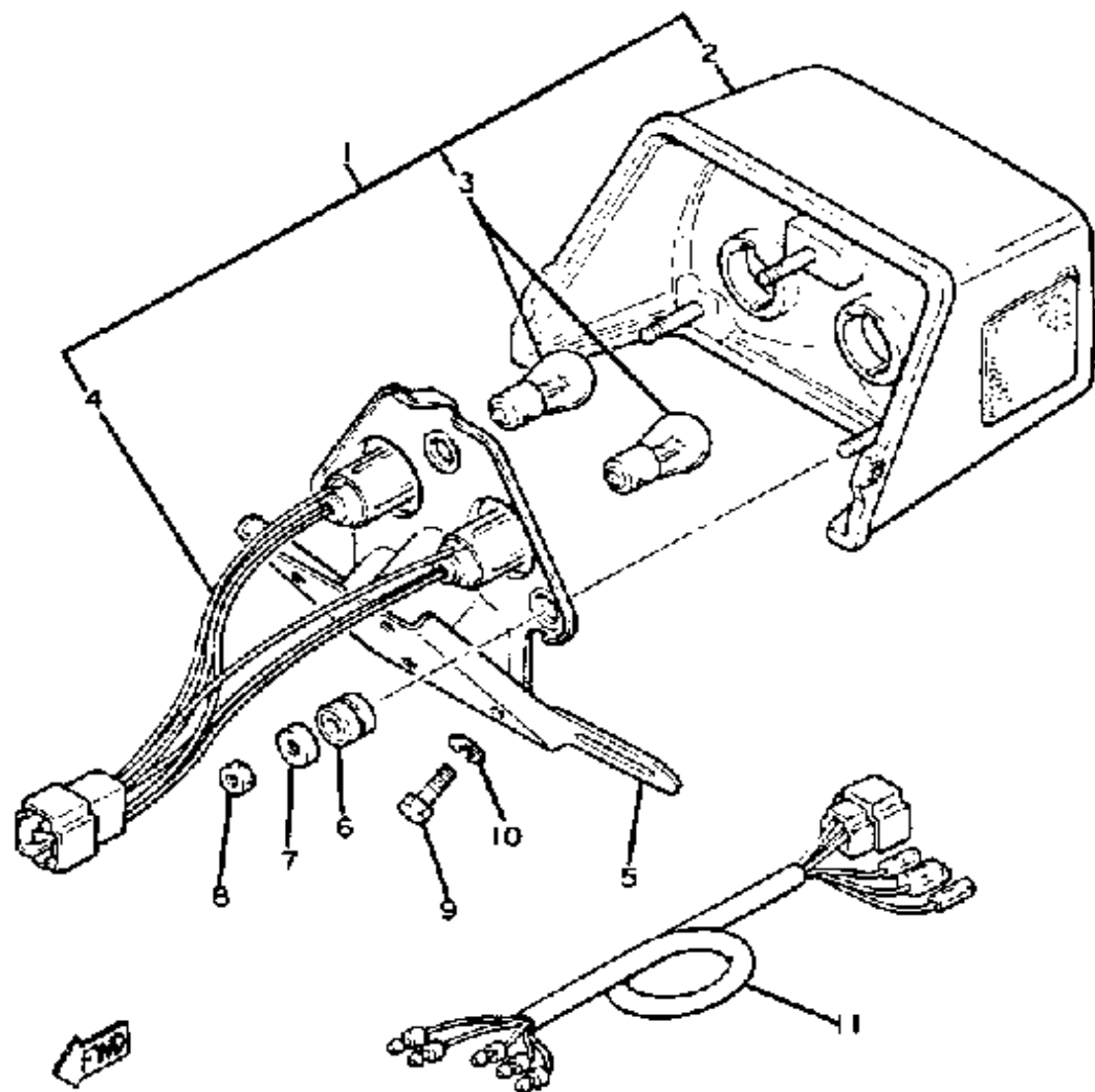
Ref. No.	Part Number	Description	Qty	Remarks
1	16M-83570-A0-00	SPEEDOMETER ASSEMBLY ..	1	
2	12E-83540-F0-00	TACHOMETER ASSEMBLY (16M-83540-A0) .....	1	
3	16M-83559-00-00	COVER, METER .....	1	
4	16M-8353H-00-00	CASE, INNER .....	1	
5	16M-83519-00-00	BRACKET, METER .....	1	
6	4X7-83523-00-00	DAMPER .....	3	
7	90201-052E2-00	WASHER, PLATE .....	3	
8	95380-05600-00	NUT .....	3	
9	16M-83509-00-00	SOCKET CORD ASSEMBLY ..	1	
10	4G1-84744-00-00	BULB, MTR.12V3.4W .....	7	
11	16M-83579-00-00	COVER, METER 2 .....	1	
12	98580-04008-00	SCREW, PAN HEAD .....	4	
13	92901-04100-00	WASHER, SPRING .....	4	
14	92901-04600-00	WASHER, PLATE .....	4	
15	1AE-83578-00-00	KNOB, TRIP METER .....	1	
16	98511-04012-00	SCREW, PAN HEAD .....	4	
17	3L6-21781-00-00	EMBLEM 1 .....	1	
18	1JK-83541-00-00	DAMPER .....	4	
19	90387-06249-00	COLLAR .....	2	
20	92995-06100-00	WASHER, SPRING .....	2	
21	95380-06600-00	NUT .....	2	
22	34X-83550-01-00	SPEEDOMETER CABLE ASSEMBLY .....	1	
23	341-83560-01-00	TACHOMETER CABLE (341-83560-00) .....	1	
24	102-25137-00-00	RING, STOP .....	1	
25	93210-14104-00	O-RING .....	1	



# HEADLIGHT



Ref. No.	Part Number	Description	Qty	Remarks
1	10L-84303-A0-00	HEADLIGHT UNIT ASSEMBLY .	1	
2	11H-84321-60-00	. LENS, HEADLIGHT . . . . .	1	
3	11H-84314-00-00	. BULB, HEADLIGHT (12V-65/60W) . . . . .	1	
4	2F9-84375-00-00	. SETTING PLATE, BULB . . . . .	1	
5	2F9-84397-01-00	. COVER, SOCKET . . . . .	1	
6	5G2-84324-A0-00	. SPRING, REFLECTOR (5G2-84324-00) . . . . .	1	
7	11H-84315-00-00	. RIM, HEADLIGHT . . . . .	1	
8	98580-04055-00	. SCREW, LENS FITTING . . . . .	2	
9	341-84332-60-00	. SPRING, SCREW . . . . .	2	
10	198-84334-60-00	. NUT, ADJUSTING . . . . .	2	
11	98516-05012-00	. SCREW, PAN HEAD 4CG . . . . .	2	
12	16M-84330-00-00	BODY ASSEMBLY . . . . .	1	
13	(16M-84388-00-00)	COLLAR 1 . . . . .	2	
14	(16M-84366-00-00)	DAMPER, HEADLIGHT 1 . . . . .	2	
15	(16M-84368-00-00)	DAMPER 3 . . . . .	2	
16	92990-12200-00	WASHER, PLAIN . . . . .	2	
17	95701-12500-00	NUT, FLANGE . . . . .	2	

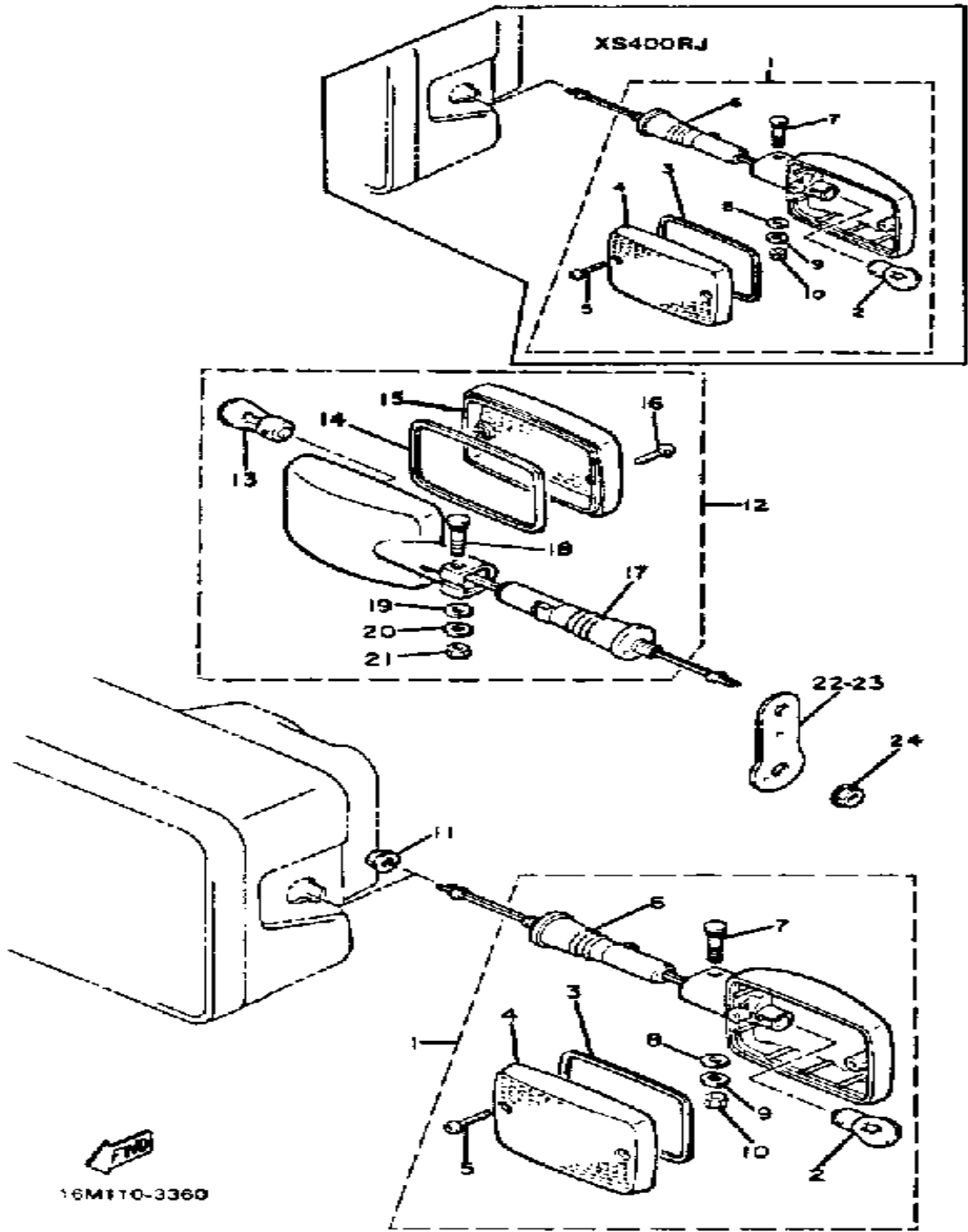


18M110-3390

# TAILLIGHT

Ref. No.	Part Number	Description	Qty	Remarks
1	4U8-84710-60-00	TAILLIGHT UNIT ASSEMBLY ..	1	
2	4U8-84710-60-00	. TAILLIGHT UNIT ASSEMBLY .	1	
3	256-84714-61-00	. BULB (12V-27/8W) .....	2	
4	(4G0-84735-00-00)	CORD ASSEMBLY .....	1	
5	(16M-84751-60-00)	BRACKET, LICENSE .....	1	
6	4G0-84754-00-00	WASHER, SPECIAL .....	3	
7	4G0-84725-00-00	WASHER, SPECIAL .....	3	
8	95380-06600-00	NUT .....	3	
9	97013-06012-00	BOLT .....	4	
10	92995-06100-00	WASHER, SPRING .....	4	
11	(16M-84717-00-00)	CORD, TAILLIGHT .....	1	

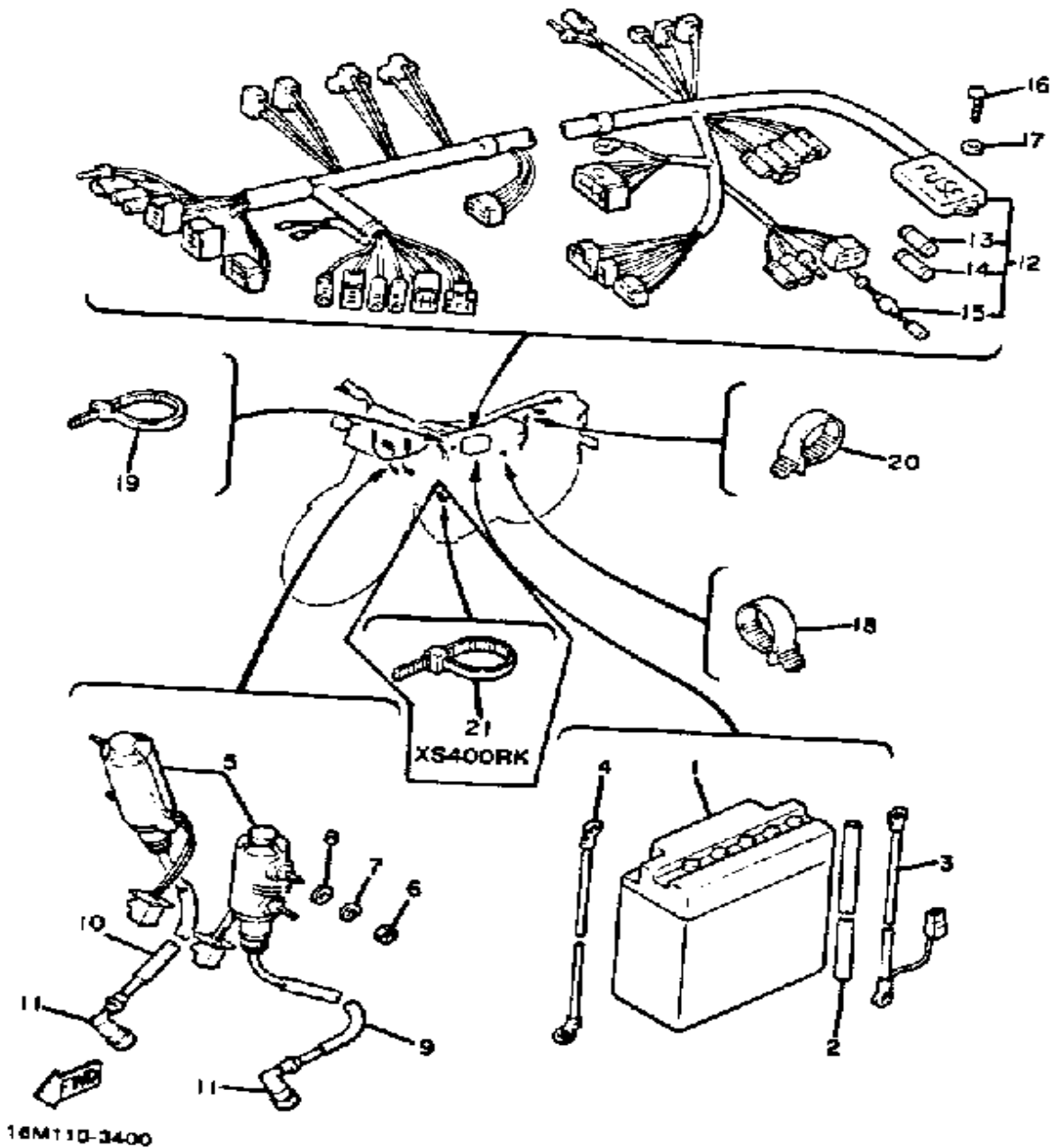
# TURN SIGNAL



Ref. No.	Part Number	Description	Qty	Remarks
1	16M-83310-70-00	FRT FLSHR LITE ASSEMBLY	2	
2	256-83311-70-XX	. BULB, TS 12V27W	1	
3	4G0-83313-00-00	. GASKET, FLSHR LENS	1	
4	4G0-83312-00-00	. LENS, FLASHER	1	
5	97701-40518-00	. SCREW, TAPPING	2	
6	16M-83318-00-00	. STAY, FLASHER 1	1	
7	5G2-83317-00-00	. BOLT, flasher 1	1	
8	92906-05600-00	. WASHER, PLATE	1	
9	92906-05100-00	. WASHER, SPRING	1	
10	95306-05600-00	. NUT	1	
11	95701-12500-00	NUT, FLANGE	2	
12	16M-83330-70-00	R FLSHR LITE ASSEMBLY	2	
13	256-83311-70-XX	. BULB, TS 12V27W	1	
14	4G0-83313-00-00	. GASKET, FLSHR LENS	1	
15	4G0-83312-00-00	. LENS, FLASHER	1	
16	97701-40518-00	. SCREW, TAPPING	2	
17	4G0-83318-00-00	. STAY, FLASHER 1	1	
18	5G2-83317-00-00	. BOLT, flasher 1	1	
19	92906-05600-00	. WASHER, PLATE	1	
20	92906-05100-00	. WASHER, SPRING	1	
21	95306-05600-00	. NUT	1	
22	(16N-83368-00-00)	STAY, FLASHER	1	
23	16N-83369-00-00	STAY, FLASHER	1	
24	95706-12500-00	NUT, FLANGE	2	

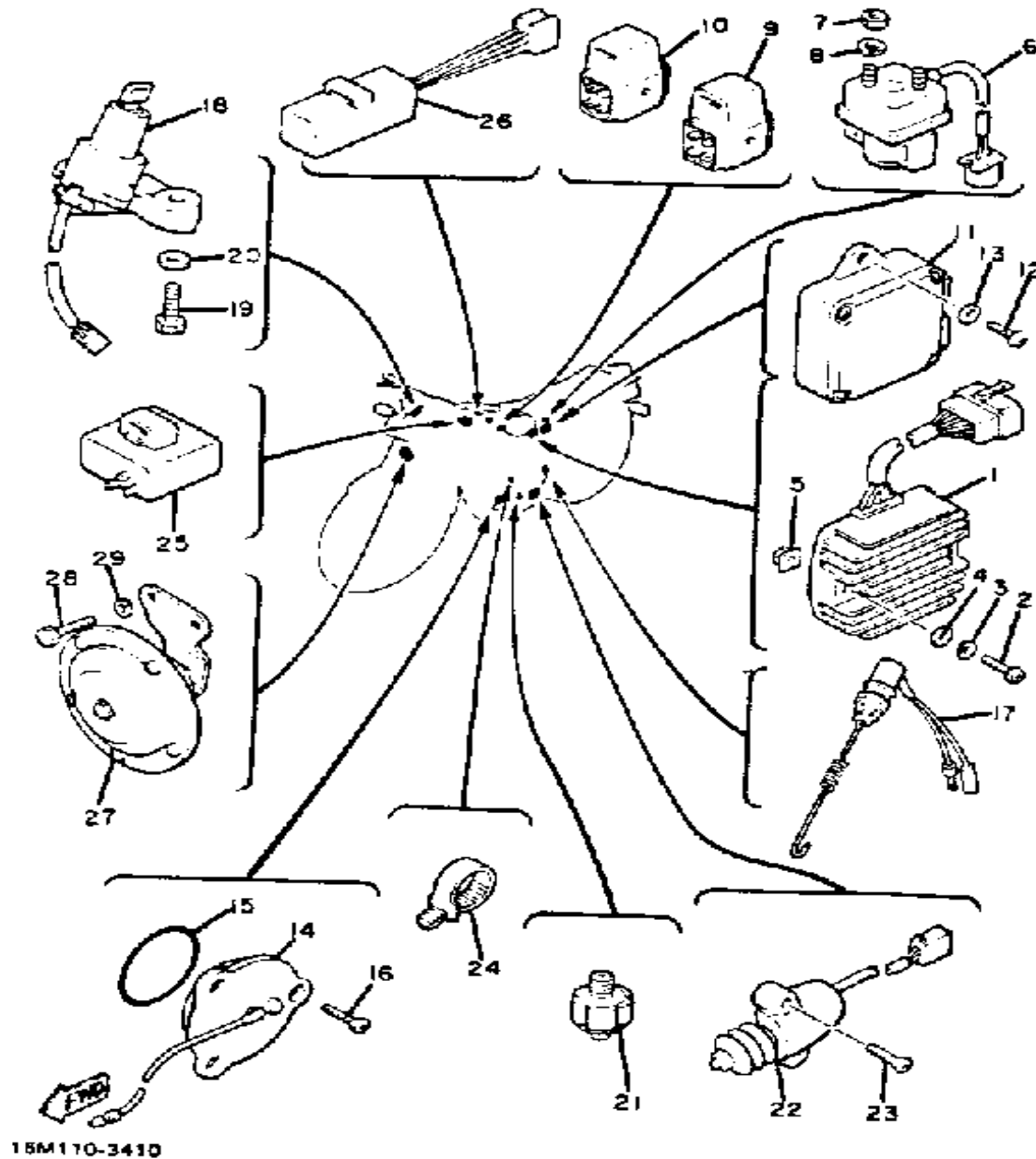
ELECTRICAL 1

Ref. No.	Part Number	Description	Qty	Remarks
1	BTY-12N12-A4-A1	YUASA 12N12A-4A-1 (366-82110-60)	1	
2	(90445-08660-00)	HOSE	1	
3	12R-82115-00-00	WIRE, PLUS LEAD (15R-82115-00)	1	
4	42X-82116-00-00	WIRE, MINUS LEAD	1	
5	3Y6-82310-60-00	IGNITION COIL ASS'Y	2	
6	95316-06600-00	NUT	4	
7	92906-06100-00	WASHER, SPRING	4	
8	92906-06200-00	WASHER	4	
9	4X7-82341-00-00	CORD, HIGH TENS 1 (4X7-82342-00)	1	
10	4X7-82341-00-00	CORD, HIGH TENS 1 (4X7-82342-00)	1	
11	1UY-82370-20-00	PLUG CAP ASSEMBLY	2	
12	12R-82590-50-00	WIRE HARNESS ASSEMBLY	1	
13	1A0-82161-00-00	. FUSE (20A) (148-82151-00-00)	1	
14	116-82151-00-00	. FUSE (10A)	3	
15	3H5-81980-00-00	. DIODE ASSEMBLY	1	
16	97702-50116-00	SCREW, TAPPING	2	
17	92901-05600-00	WASHER, PLATE	2	
18	437-83936-01-00	BAND, SWITCH CORD	1	
19	12R-82591-00-00	BAND	1	
	12R-82591-00-00	BAND	3	
20	437-83936-11-00	BAND, SWITCH CORD	1	
21	12R-82591-00-00	BAND	2	





## ELECTRICAL 2

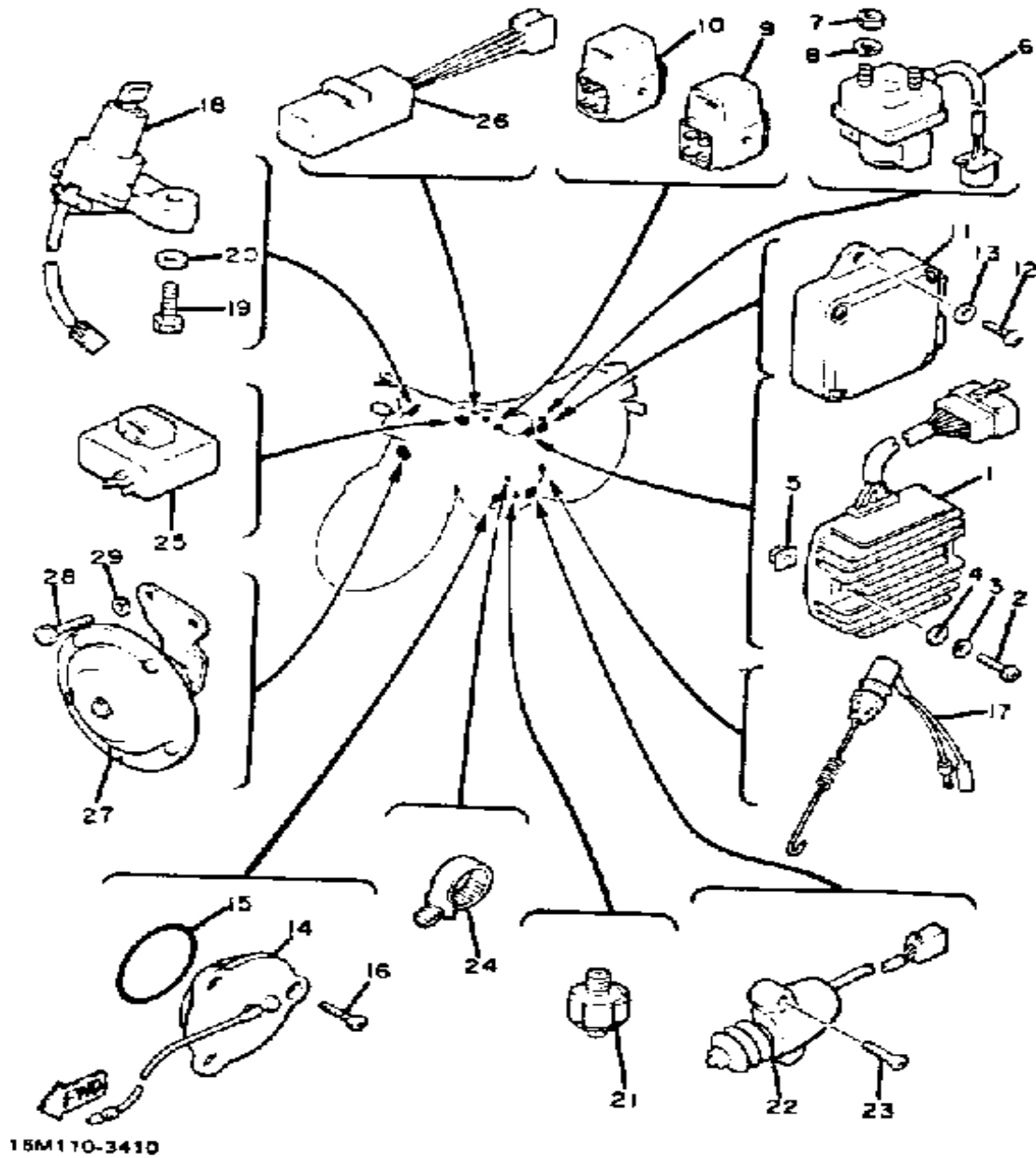


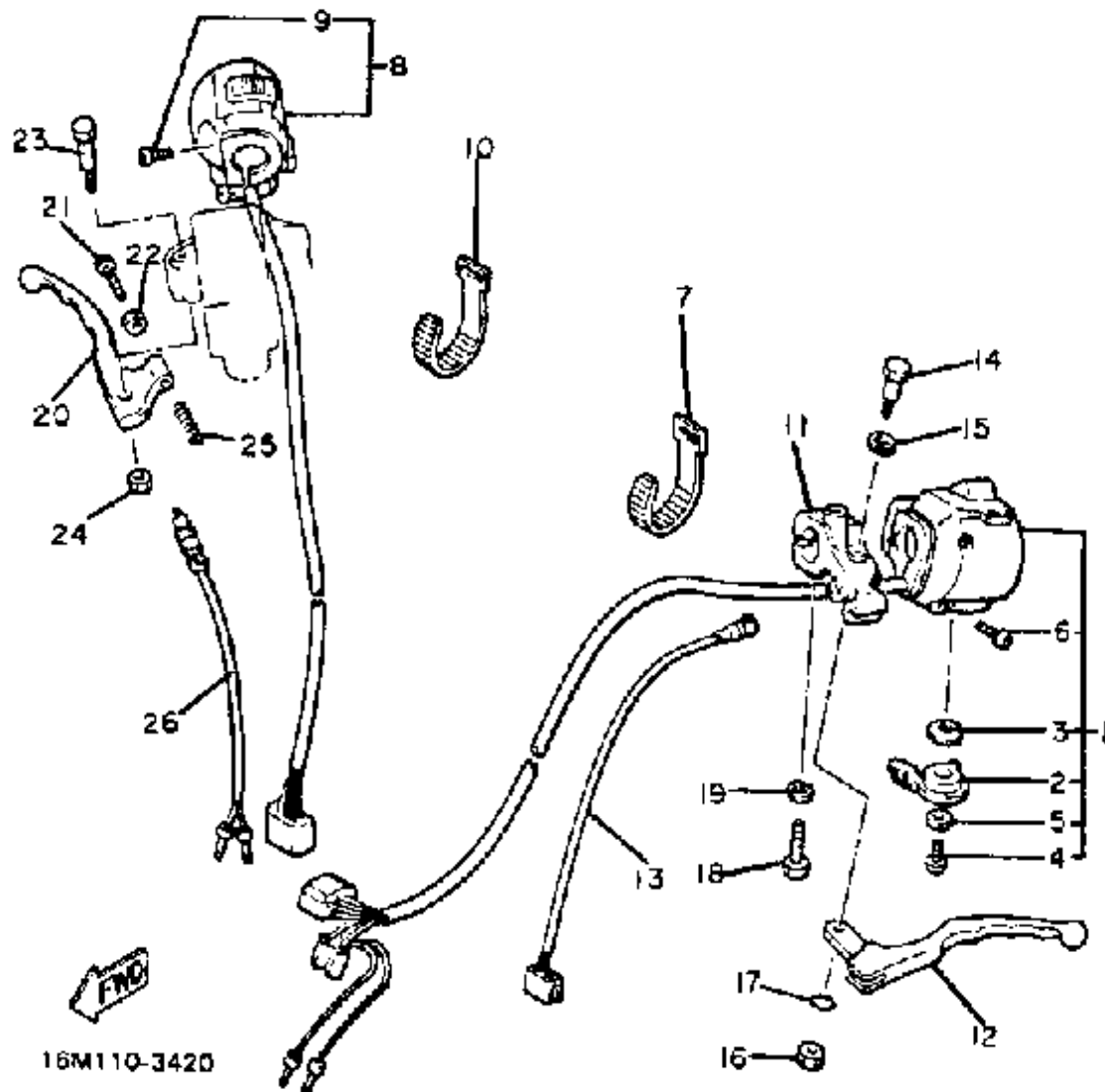
Ref. No.	Part Number	Description	Qty	Remarks
1	12R-81960-A1-00	RECTIFIER/REG ASSEMBLY ..	1	
2	98580-06030-00	SCREW PAN HEAD .....	2	
3	92995-06100-00	WASHER, SPRING .....	2	
4	92901-06600-00	WASHER .....	2	
5	4G0-21736-00-00	NUT, PLATE .....	2	
6	1J7-81940-10-00	STARTER SWITCH ASSEMBLY	1	
7	95380-06700-00	NUT .....	2	
8	92995-06100-00	WASHER, SPRING .....	2	
9	12R-81950-01-00	RELAY ASSEMBLY.RELAY (4H7-81950-01) .....	1	
10	4U8-81950-02-00	RELAY ASSEMBLY. (4U8-81950-00) .....	1	
11	12R-82305-10-00	IGNITOR UNIT ASSEMBLY 1 ..	1	
12	97780-60116-00	SCREW, TAPPING .....	1	
13	92990-06200-00	WASHER .....	1	
14	1L9-82540-00-00	NEUTRAL SWITCH ASSEMBLY	1	
15	93210-29196-00	O-RING .....	1	
16	98701-05012-00	SCREW, FLAT HEAD .....	3	
17	1T2-82530-02-00	STOP SWITCH ASSEMBLY ...	1	
18	3JV-82501-00-00	MAIN SWITCH STEERING LOCK .....	1	
19	97011-06016-00	BOLT .....	2	
20	92901-06600-00	WASHER .....	2	
21	341-82504-02-00	OIL PRESSURE SWITCH ASS'Y .....	1	
22	33E-82566-00-00	SWITCH, SIDE STAND .....	1	
23	98706-05016-00	SCREW, FLAT HEAD .....	2	
24	341-26397-01-00	BAND .....	1	
25	4H7-83350-70-00	FLASHER RELAY ASSEMBLY .	1	
26	1A0-83395-03-00	FLASHER CANCL UNIT .....	1	

CONTINUED ON NEXT FRAME ►

ELECTRICAL 2

Ref. No.	Part Number	Description	Qty	Remarks
27	16M-83371-20-00	HORN .....	1	
28	97026-06014-00	BOLT .....	1	
29	92906-06100-00	WASHER, SPRING .....	1	





## HANDLE SWITCH - LEVER

Ref. No.	Part Number	Description	Qty	Remarks
1	11H-83973-00-00	SWITCH, HANDLE 3 .....	1	
2	10M-83941-00-00	. LEVER, STARTER .....	1	
3	90209-10131-00	. WASHER .....	1	
4	98580-06008-00	. SCREW, PAN HEAD .....	1	
5	92990-06200-00	. WASHER .....	1	
6	98506-05020-00	. SCREW, PAN HEAD .....	2	
7	437-83936-01-00	BAND, SWITCH CORD .....	1	
8	26H-83975-00-00	SWITCH, HANDLE 2 .....	1	
9	98506-05020-00	. SCREW, PAN HEAD .....	2	
10	437-83936-01-00	BAND, SWITCH CORD .....	1	
11	11U-82911-00-00	HOLDER, LEVER 1 .....	1	
12	11U-83912-00-00	LEVER L .....	1	
13	3Y6-82917-00-00	SWITCH .....	1	
14	90109-06797-00	BOLT .....	1	
15	90201-082A9-00	WASHER, PLATE .....	1	
16	95616-06100-00	NUT, U .....	1	
17	93210-11368-00	O-RING .....	1	
18	97006-06022-00	BOLT .....	1	
19	92906-06100-00	WASHER, SPRING .....	1	
20	4L0-83922-00-00	LEVER RH .....	1	
21	90149-06131-00	SCREW .....	1	
22	90170-06010-00	NUT .....	1	
23	90109-06465-00	BOLT .....	1	
24	95601-06100-00	NUT, U .....	1	
25	90501-10312-00	SPRING, COMPRESSION .....	1	
26	1A0-83980-30-00	STOP SWITCH ASSEMBLY ...	1	

CONTINUED ON NEXT FRAME ►